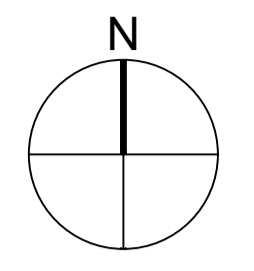


Do not scale from drawings. Use dimensioned figure only.
 Contractor to check all dimensions on site.
 City Architect to be informed of any discrepancies before work proceeds.




Notes

CYAL50338138
 ©National Mapping Division of Tailte Éireann.

Rev.	Description	Date

CITY ARCHITECT'S DEPARTMENT

Telephone 021 4924335
 Facsimile 021 4924609
 E-mail city_architect@corkcity.ie



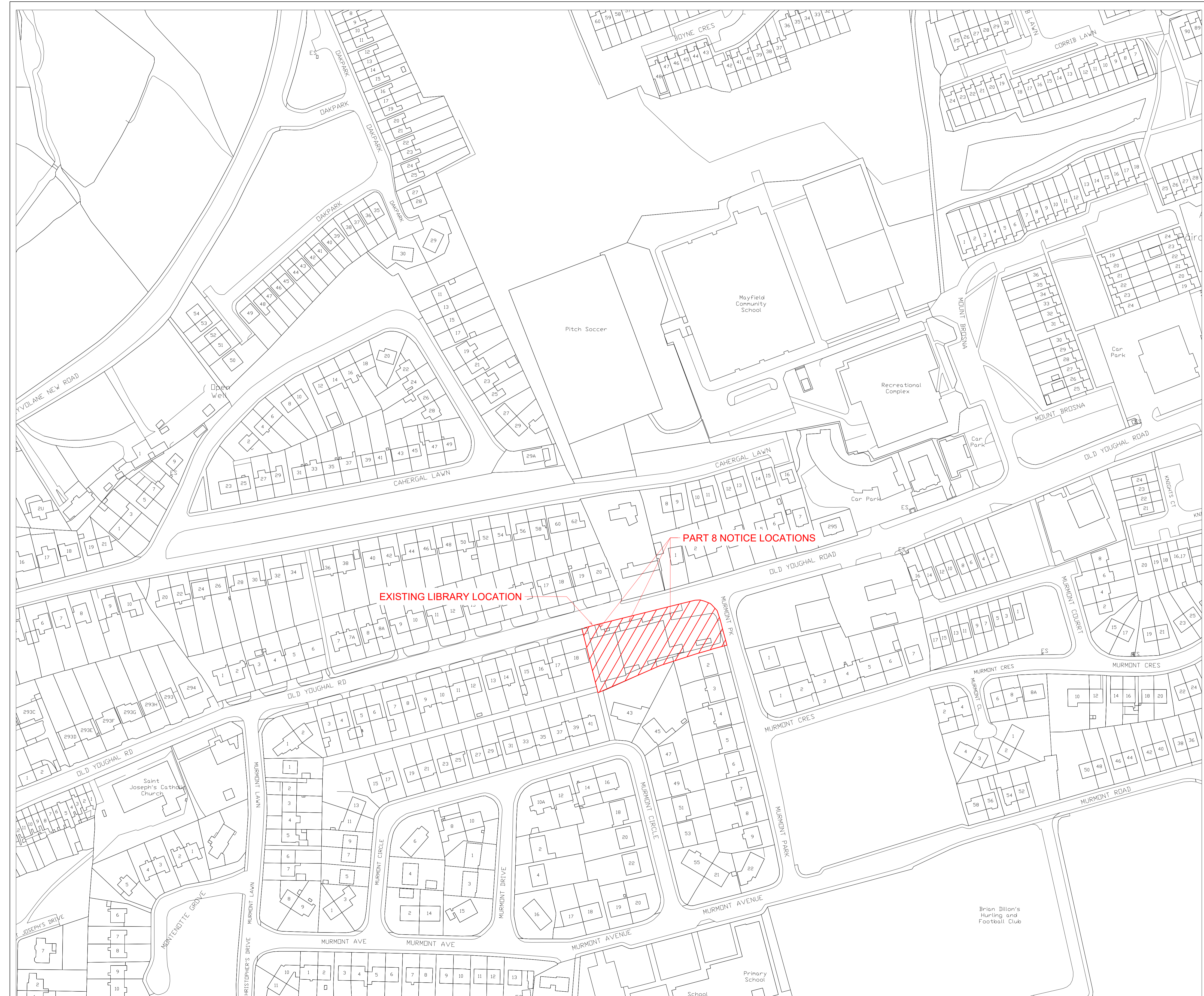
TONY DUGGAN, CITY ARCHITECT
 CORK CITY COUNCIL, CITY HALL, CORK

- Team Leader
- Project Architects
- Project Technicians
- Project Supervisor
- Quantity Surveyor
- Civil/Structural Consultant
- M & E Consultant
- Landscape Architect
- Fire Consultant

Title	Scale	1 : 1000 @ A1
SITE LOCATION PLAN OS MAP REF 6338-22 6338-23	Date	15/04/2024
	Drawn By	COC
	Checked By	EMC
Plotfiles Ref.		H11_PROJECTS\CIVIL\LIBRARIES\ Mayfield Library & Community Centre\CAD 13.0 PLANNING\3.2 Part 8

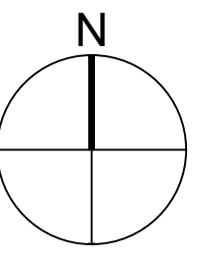
Drawing Status	Job No.	Drawing No.	Rev.
Part 8		S2_01	-

Project
MAYFIELD LIBRARY AND ST. JOSEPHS COMMUNITY CENTRE



Do not scale from drawings. Use dimensioned figure only.
 Contractor to check all dimensions on site.
 City Architect to be informed of any discrepancies before work proceeds.

Notes




CYAL50338138
 ©National Mapping Division of Tailte Éireann.

Rev.	Description	Date

CITY ARCHITECT'S DEPARTMENT

Telephone 021 4924335
 Facsimile 021 4924609
 E-mail city_architect@corkcity.ie
 TONY DUGGAN, CITY ARCHITECT
 CORK CITY COUNCIL, CITY HALL, CORK

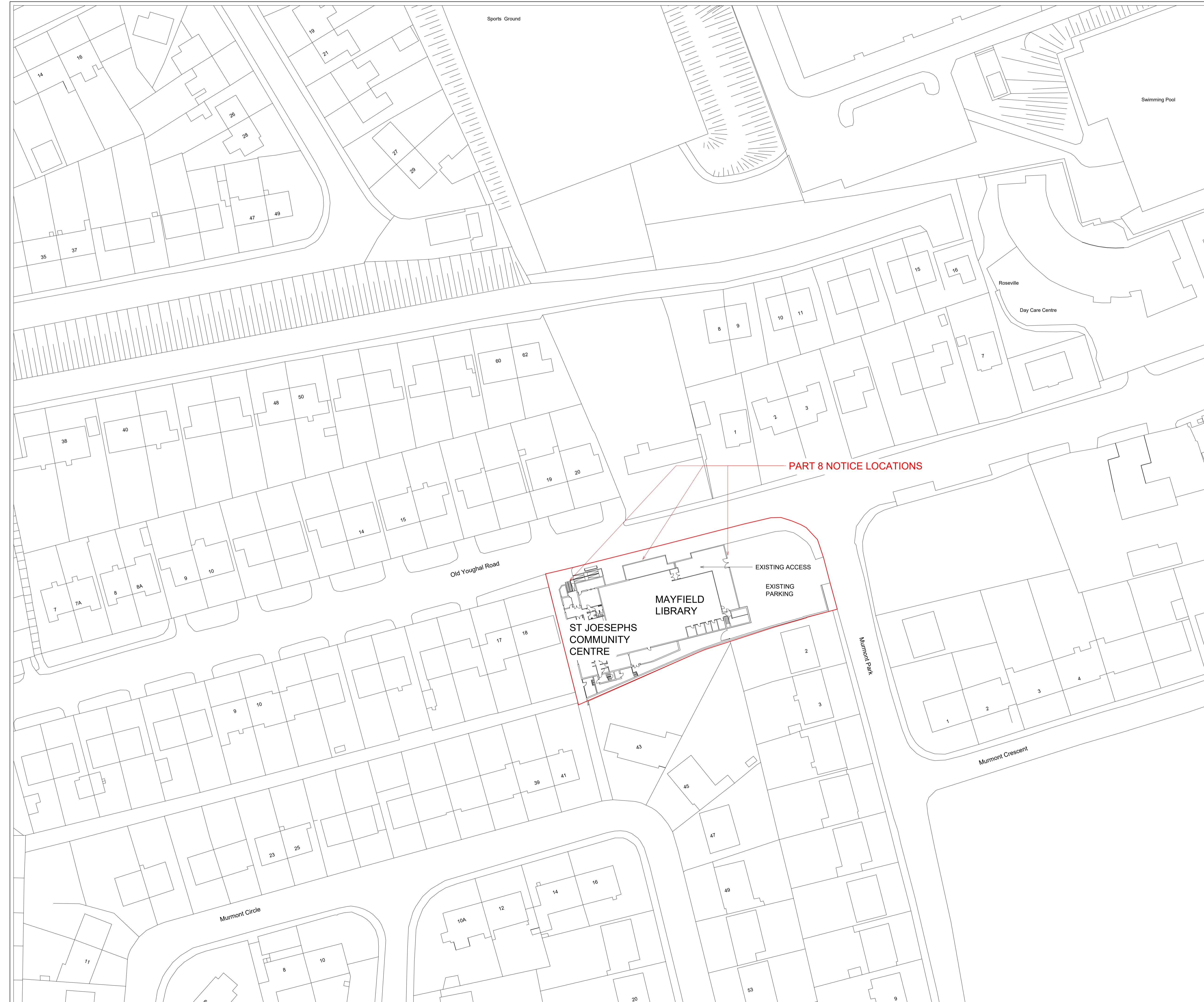


- Team Leader
- Project Architects
- Project Technicians
- Project Supervisor
- Quantity Surveyor
- Civil/Structural Consultant
- M & E Consultant
- Landscape Architect
- Fire Consultant

EXISTING SITE PLAN	Scale	1 : 500 @A1
	Date	15/04/2024
	Drawn By	COC
Checked By		EMC
Plottiles Ref.		
H11: PROJECTS/CIVIC/LIBRARIES Mayfield Library & Community Centre CAD3.0 PLANNING/3.2 Part 8		

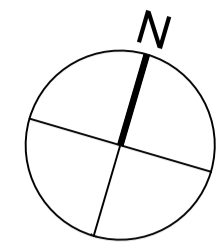
Drawing Status	Job No.	Drawing No.	Rev.
Part 8		S2_02	-

Project
MAYFIELD LIBRARY AND ST. JOSEPHS COMMUNITY CENTRE



Do not scale from drawings. Use dimensioned figure only.
 Contractor to check all dimensions on site.
 City Architect to be informed of any discrepancies before work proceeds.

Notes



Rev.	Description	Date

CITY ARCHITECT'S DEPARTMENT

Telephone 021 4924335
 Facsimile 021 4924609
 E-mail city_architect@corkcity.ie

TONY DUGGAN, CITY ARCHITECT
 CORK CITY COUNCIL, CITY HALL, CORK

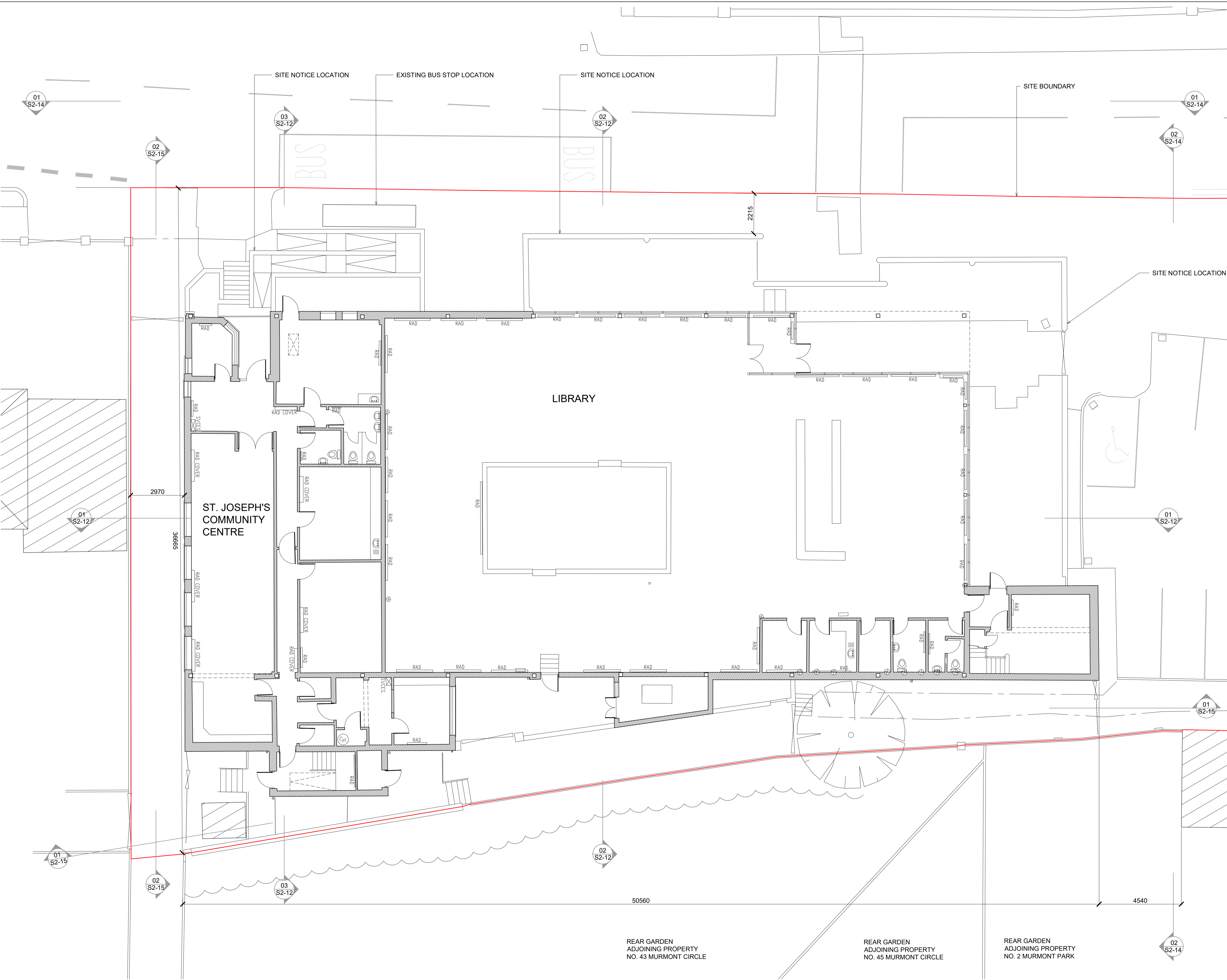


- Team Leader
- Project Architects
- Project Technicians
- Project Supervisor
- Quantity Surveyor
- Civil/Structural Consultant
- M & E Consultant
- Landscape Architect
- Fire Consultant

EXISTING GROUND FLOOR PLAN	Scale	1 : 100 @ A1
	Date	15/04/2024
	Drawn By	COC
Checked By		EMC
Plotfiles Ref. H11. PROJECTS/CIVIL/LIBRARIES Mayfield Library & Community Centre CAD3.0 PLANNING3.2 Part 8		

Drawing Status	Job No.	Drawing No.	Rev.
Part 8		S2_10	-

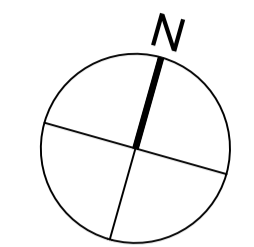
Project
**MAYFIELD LIBRARY AND
 COMMUNITY CENTRE**



01 EXISTING GROUND FLOOR PLAN
 S2_10 1:100

Figured dimensions to be taken in preference to scaled.
 Contractor to check all dimensions on site.
 City Architect to be informed of any discrepancies before work proceeds.

Notes



Rev.	Description	Date

CITY ARCHITECT'S DEPARTMENT
 Telephone 021 4924335
 Facsimile 021 4924609
 E-mail city_architect@corkcity.ie
 TONY DUGGAN, CITY ARCHITECT
 CORK CITY COUNCIL, CITY HALL, CORK

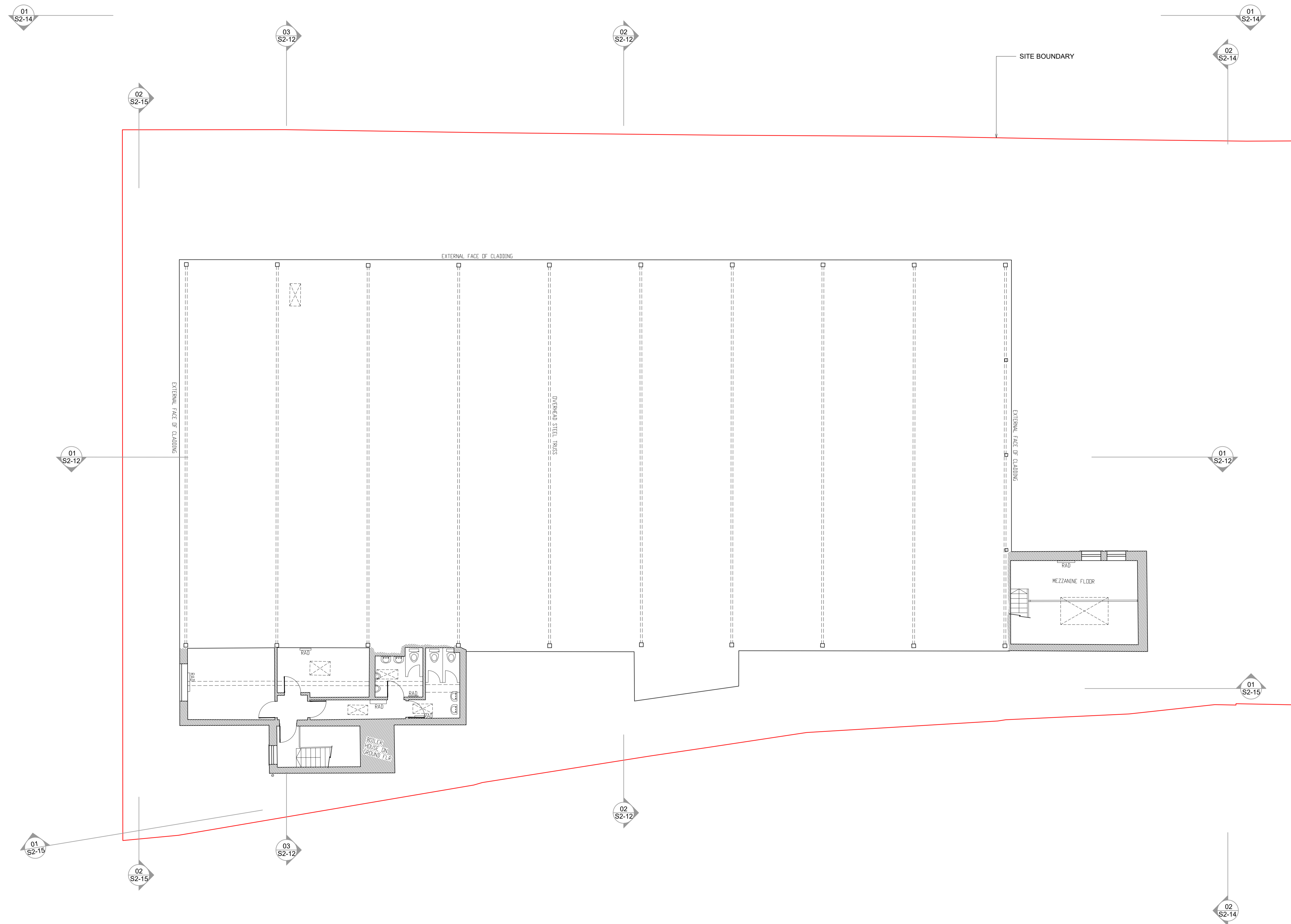


- Team Leader
- Project Architects
- Project Technicians
- Project Supervisor
- Quantity Surveyor
- Civil/Structural Consultant
- M & E Consultant
- Landscape Architect
- Fire Consultant

EXISTING FIRST FLOOR PLAN	Scale	1 : 100 @A1
	Date	15/04/2024
	Drawn By	COC
Checked By		EMC
Plottiles Ref. H11. PROJECTS/CIVIC/LIBRARIES Mayfield Library & Community Centre CAD3.0 PLANNING3.2 Part 8		

Drawing Status	Job No.	Drawing No.	Rev.
Part 8		S2_11	-

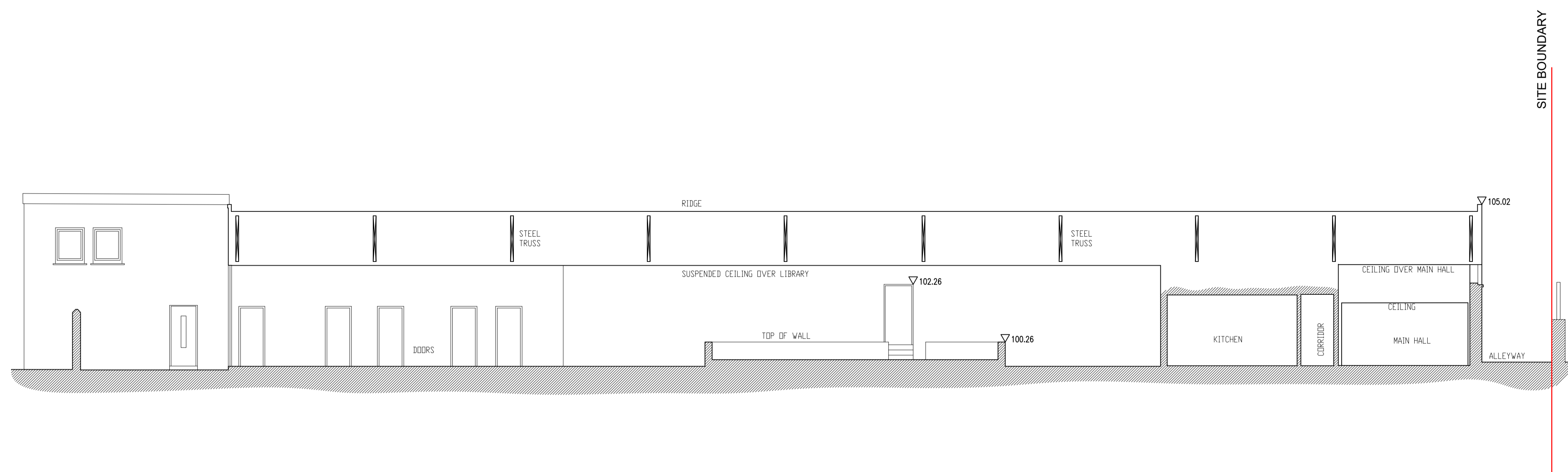
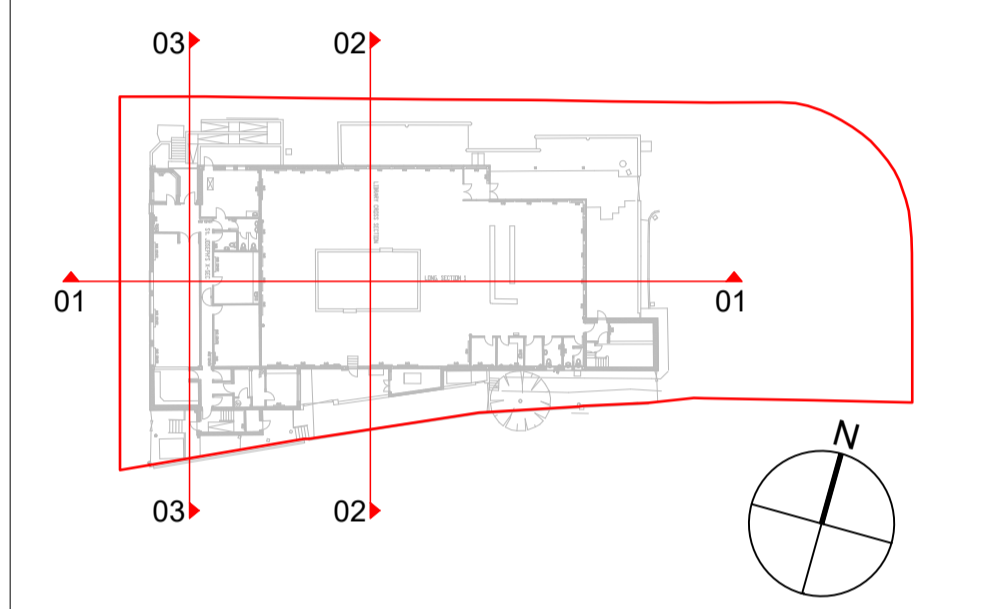
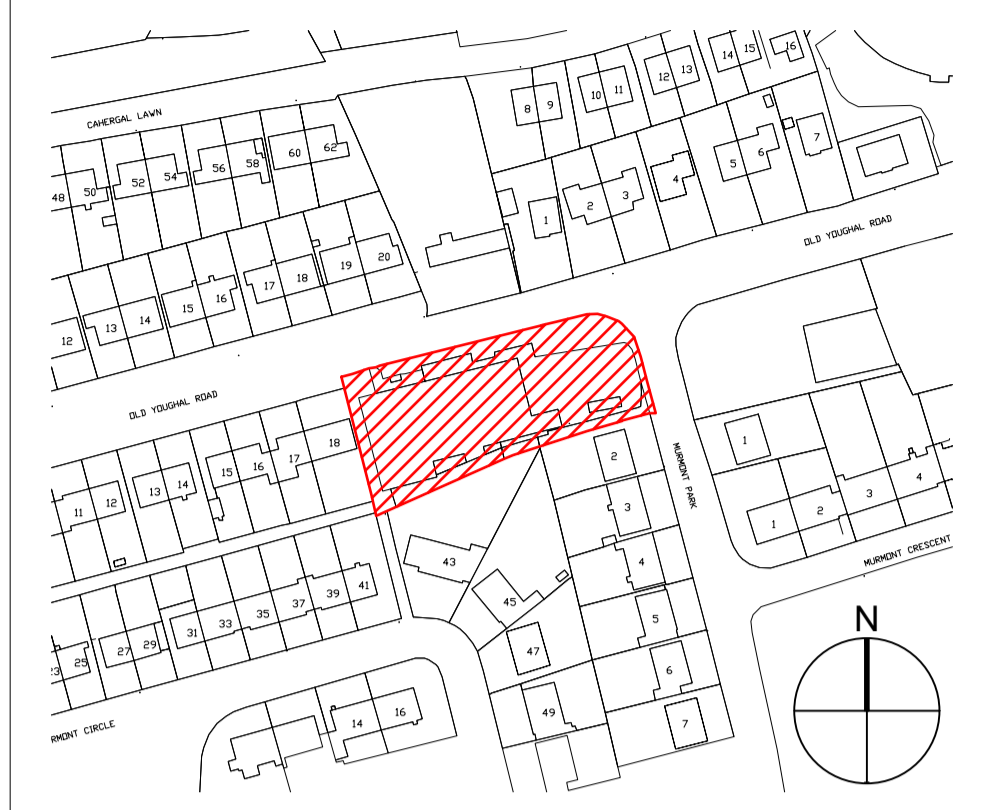
Project
MAYFIELD LIBRARY AND COMMUNITY CENTRE



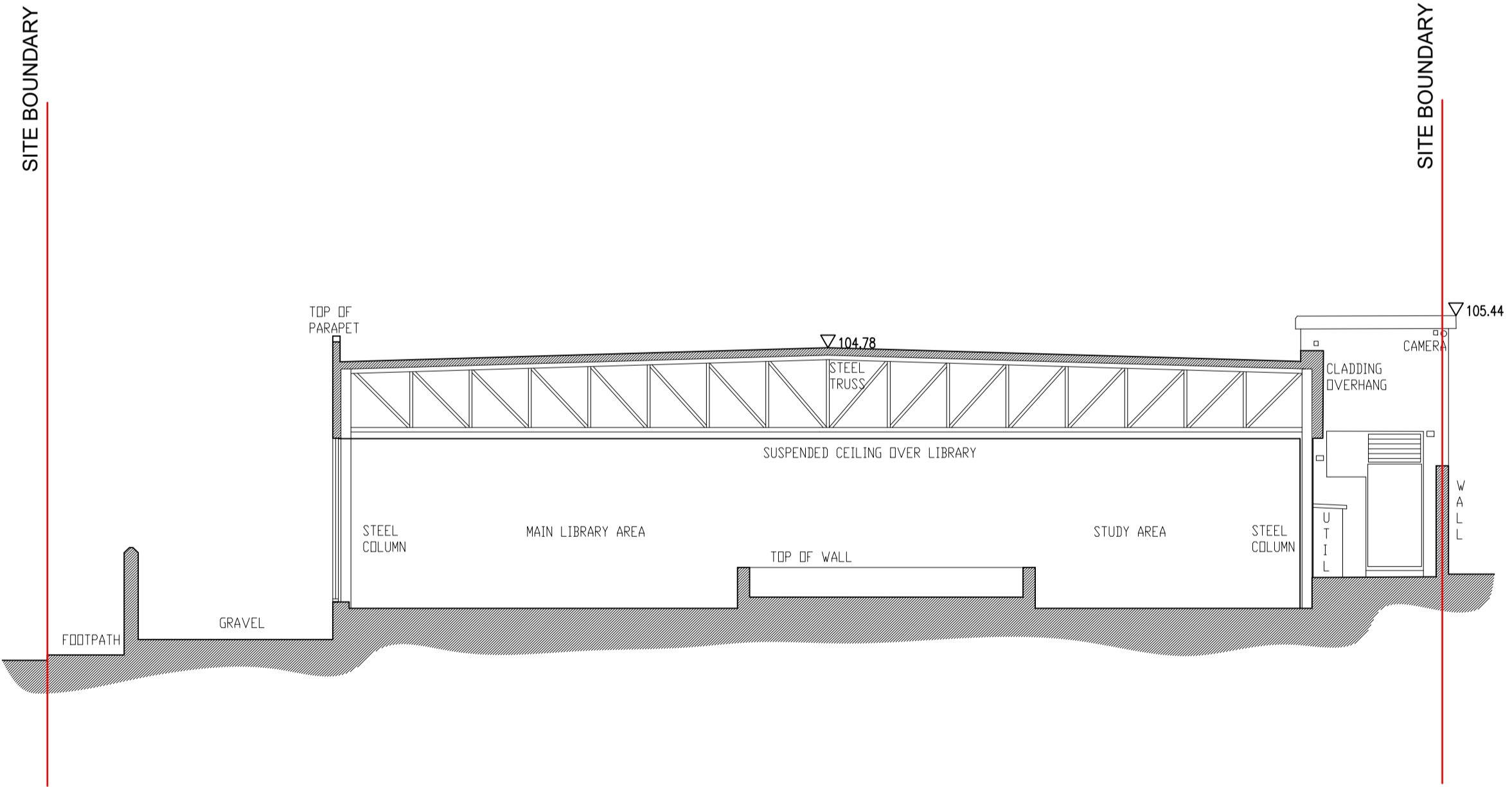
01 EXISTING FIRST FLOOR PLAN
 S2_11 1:100

Do not scale from drawings. Use dimensioned figure only.
 Contractor to check all dimensions on site.
 City Architect to be informed of any discrepancies before work proceeds.

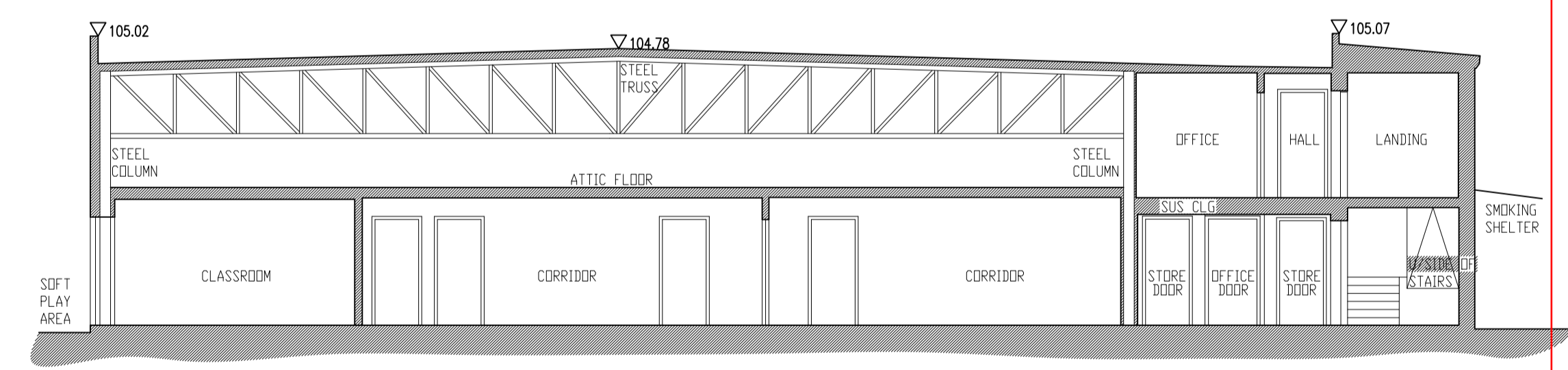
Notes



01 LONGITUDINAL SECTION
 S2_12 1:100



02 LIBRARY CROSS SECTION
 S2_12 1:100



03 ST. JOSEPH'S CROSS SECTION
 S2_12 1:100

Rev.	Description	Date

CITY ARCHITECT'S DEPARTMENT
 Telephone 021 4924335
 Facsimile 021 4924609
 E-mail city_architect@corkcity.ie
 TONY DUGGAN, CITY ARCHITECT
 CORK CITY COUNCIL, CITY HALL, CORK



- Team Leader
- Project Architects
- Project Technicians
- Project Supervisor
- Quantity Surveyor
- Civil/Structural Consultant
- M & E Consultant
- Landscape Architect
- Fire Consultant

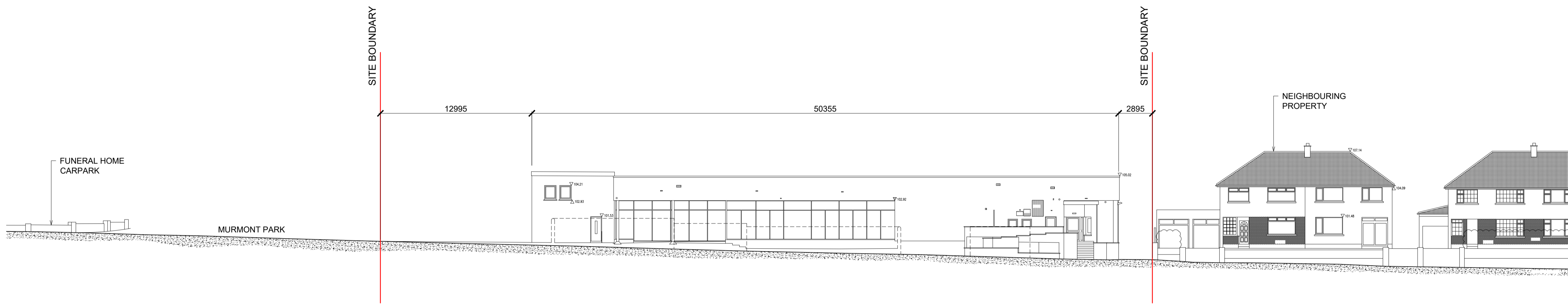
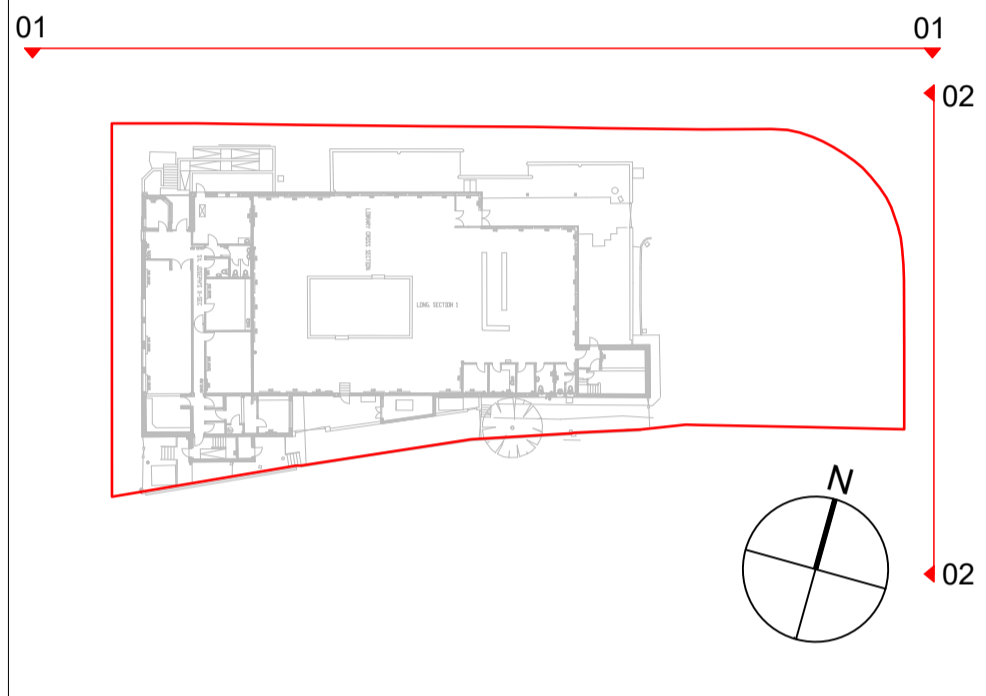
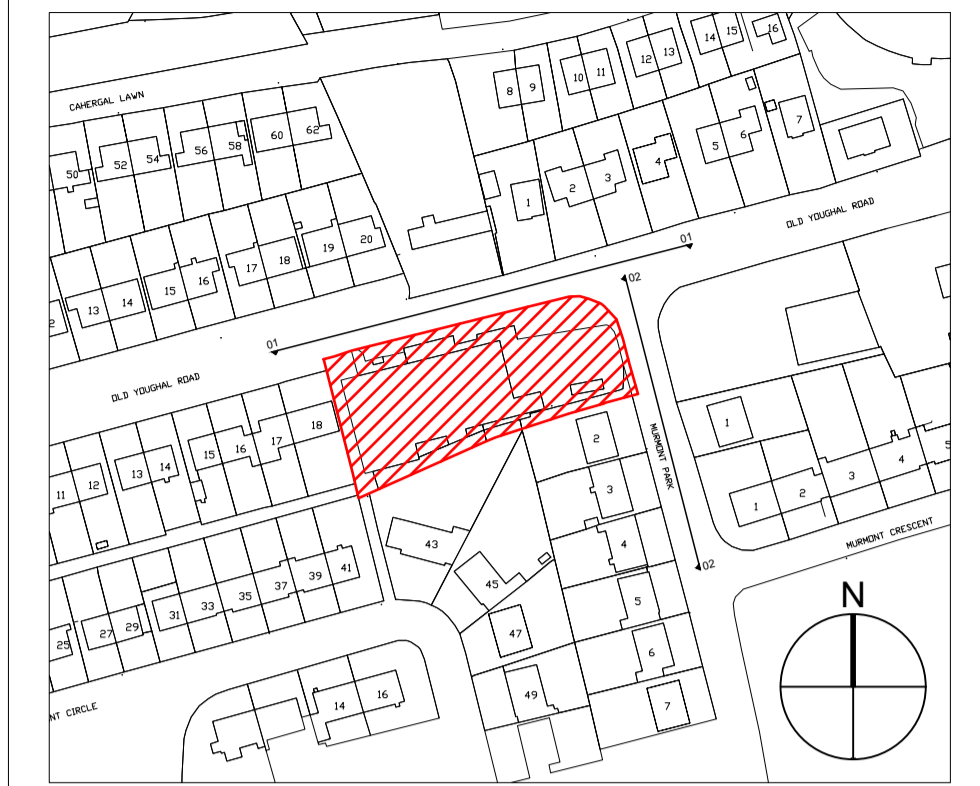
EXISTING SECTIONS	Scale	1 : 100 @A1
	Date	15/04/2024
	Drawn By	COC
	Checked By	EMC
Plottiles Ref. H11. PROJECTS/CIVIL/LIBRARIES Mayfield Library & Community Centre CAD/3.0 PLANNING/3.2 Part 8		

Drawing Status	Job No.	Drawing No.	Rev.
Part 8		S2_12	-


Project
MAYFIELD LIBRARY AND COMMUNITY CENTRE

Do not scale from drawings. Use dimensioned figure only.
 Contractor to check all dimensions on site.
 City Architect to be informed of any discrepancies before work proceeds.

Notes



01 EXISTING NORTH ELEVATION
 S2_13 1:200




02 EXISTING EASTERN ELEVATION
 S2_13 1:200

Rev.	Description	Date

CITY ARCHITECT'S DEPARTMENT

Telephone 021 4924335
 Facsimile 021 4924609
 E-mail city_architect@corkcity.ie

TONY DUGGAN, CITY ARCHITECT
 CORK CITY COUNCIL, CITY HALL, CORK



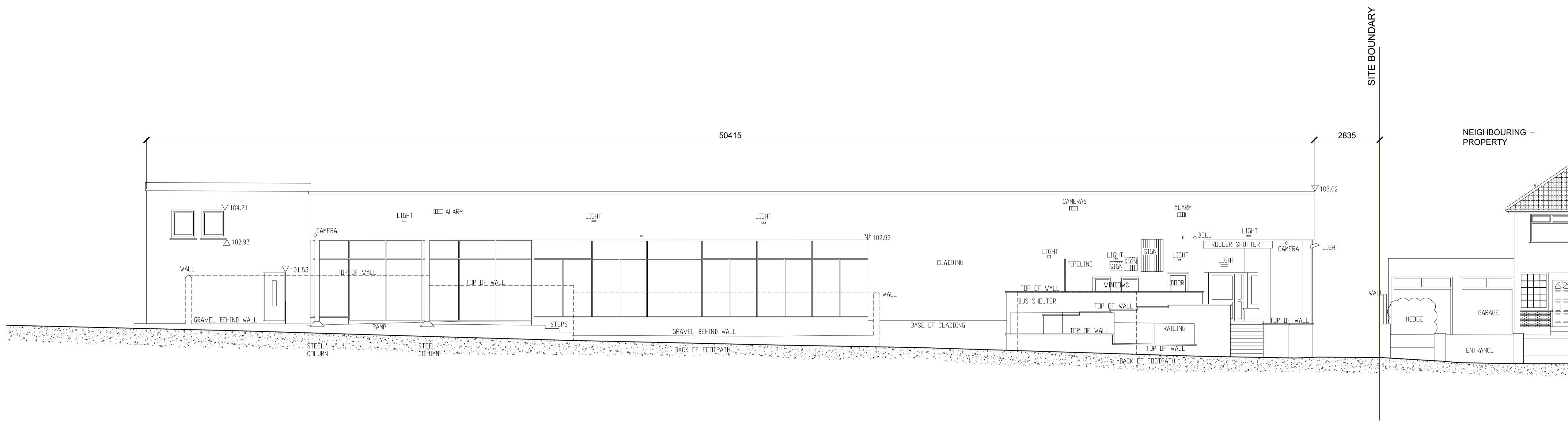
- Team Leader
- Project Architects
- Project Technicians
- Project Supervisor
- Quantity Surveyor
- Civil/Structural Consultant
- M & E Consultant
- Landscape Architect
- Fire Consultant

Title	Scale	1 : 200 @A1
EXISTING NORTH / EAST ELEVATIONS (STREET CONTEXT)	Date	15/04/2024
	Drawn By	COC
	Checked By	EMC
Plottiles Ref.		H11_PROJECTS\CIVICLIBRARIES Mayfield Library & Community Centre CAD3.0 PLANNING\3.2 Part 8

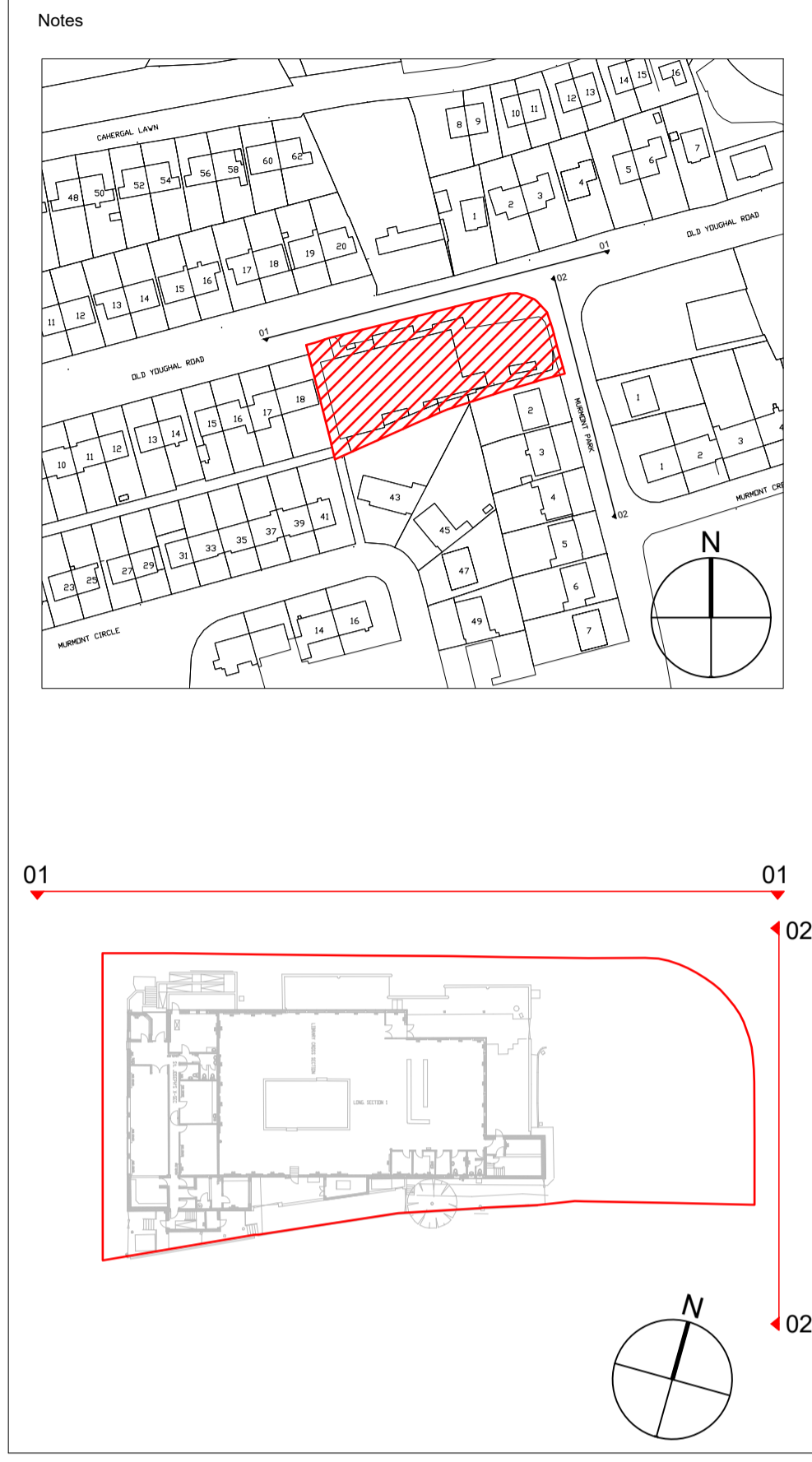
Drawing Status	Job No.	Drawing No.	Rev.
Part 8		S2_13	-

Project
MAYFIELD LIBRARY AND COMMUNITY CENTRE

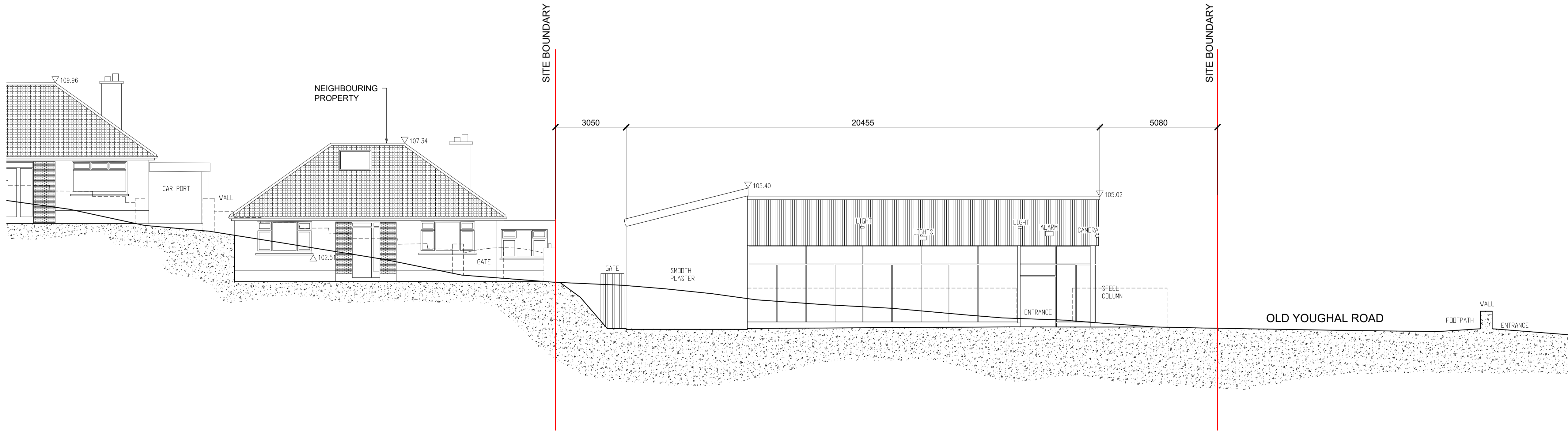
Do not scale from drawings. Use dimensioned figure only.
 Contractor to check all dimensions on site.
 City Architect to be informed of any discrepancies before work proceeds.



01 EXISTING NORTH ELEVATION
 S2_14 1:100



Rev.	Description	Date




02 EXISTING EASTERN ELEVATION
 S2_14 1:100

CITY ARCHITECT'S DEPARTMENT

Telephone 021 4924335
 Facsimile 021 4924609
 E-mail city_architect@corkcity.ie

TONY DUGGAN, CITY ARCHITECT
 CORK CITY COUNCIL, CITY HALL, CORK



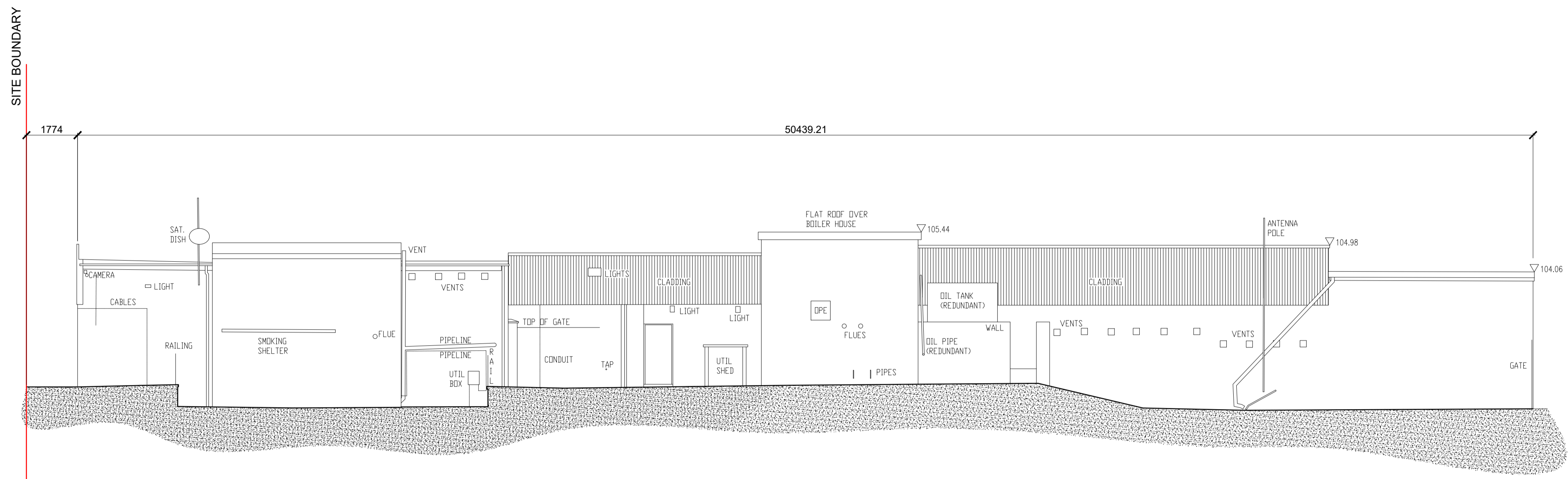
- Team Leader
- Project Architects
- Project Technicians
- Project Supervisor
- Quantity Surveyor
- Civil/Structural Consultant
- M & E Consultant
- Landscape Architect
- Fire Consultant

Title EXISTING NORTH / EAST ELEVATIONS	Scale 1:100 @A1
	Date 15/04/2024
	Drawn By COC Checked By EMC
Plottiles Ref. H11. PROJECTS/CIVIL/LIBRARIES Mayfield Library & Community Centre CAD/3.0 PLANNING/3.2 Part 8	

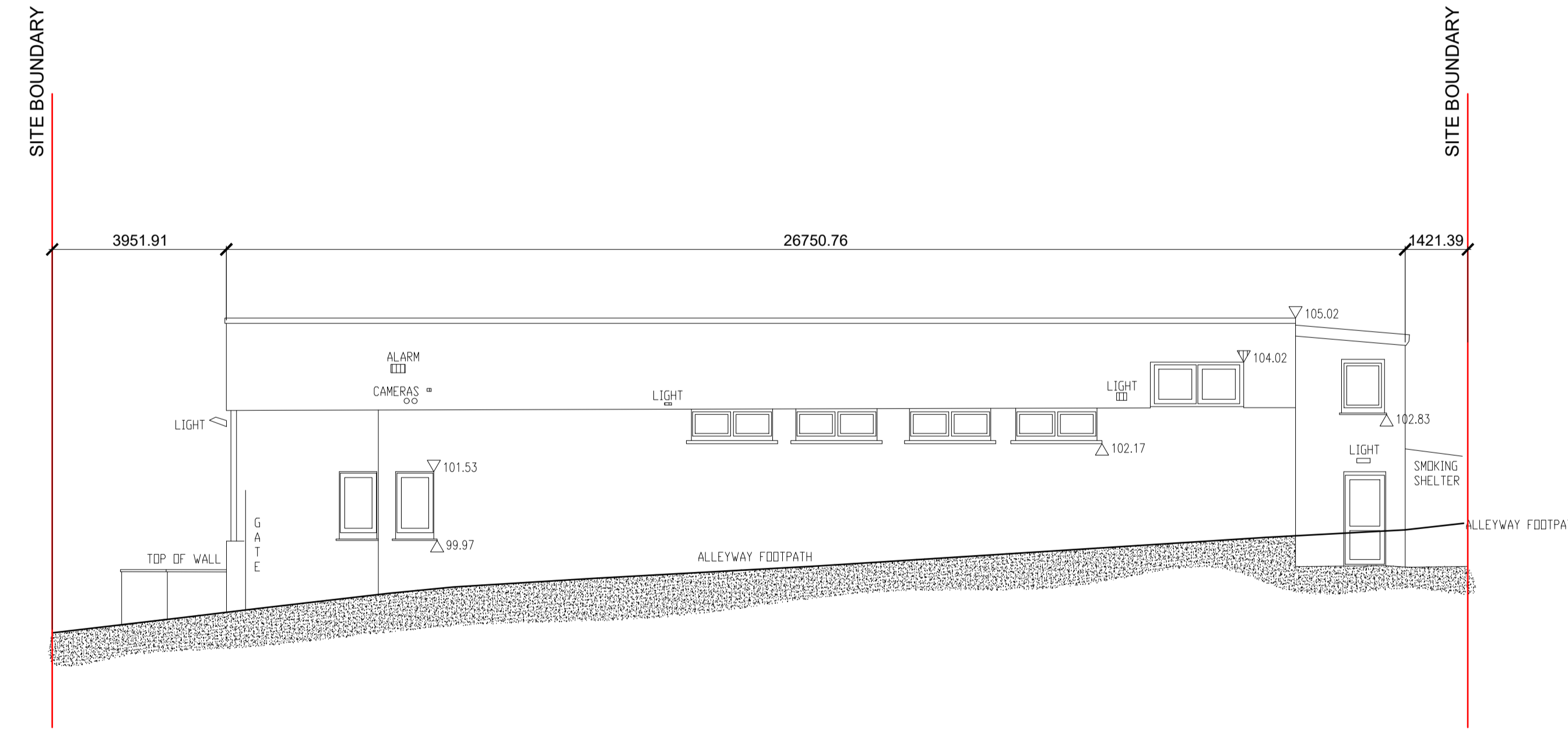
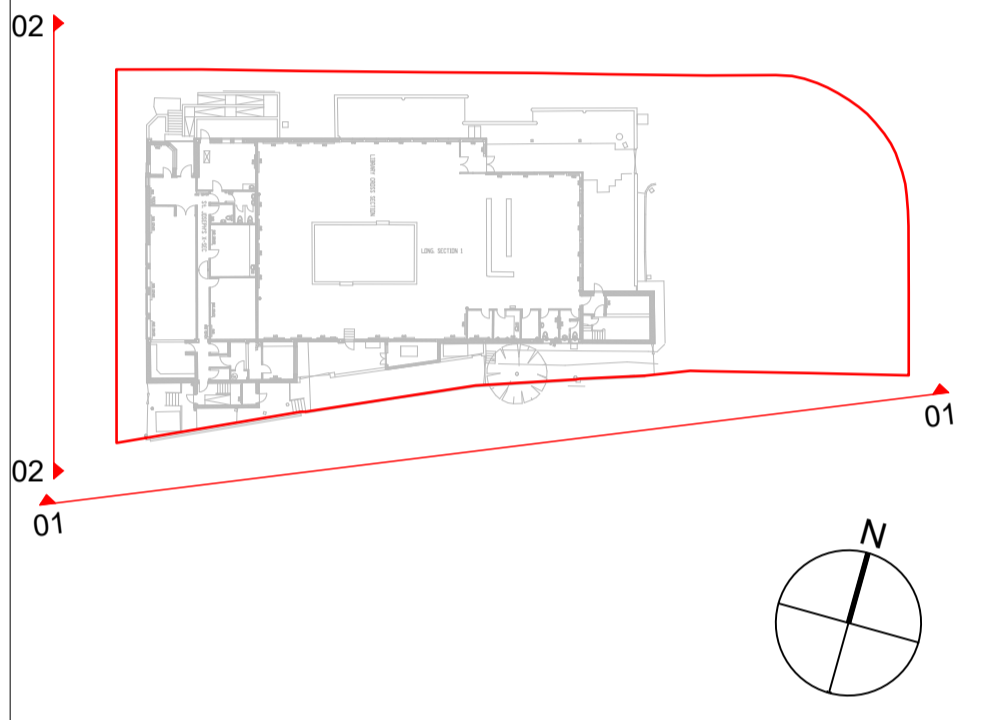
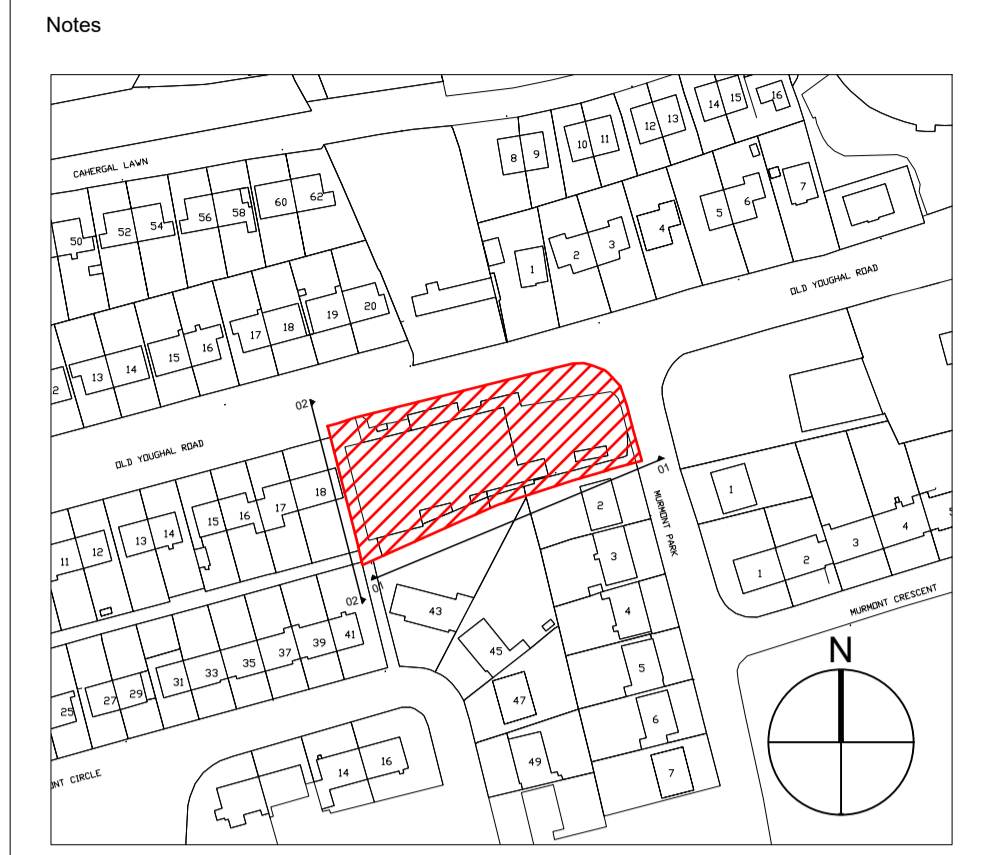
Drawing Status Part 8	Job No.	Drawing No. S2_14	Rev. -
---------------------------------	---------	-----------------------------	-----------

Project
MAYFIELD LIBRARY AND COMMUNITY CENTRE

Do not scale from drawings. Use dimensioned figure only.
 Contractor to check all dimensions on site.
 City Architect to be informed of any discrepancies before work proceeds.



01 EXISTING SOUTH ELEVATION
 S2_15 1:100



02 EXISTING WEST ELEVATION
 S2_15 1:100

Rev.	Description	Date

CITY ARCHITECT'S DEPARTMENT

Telephone 021 4924335
 Facsimile 021 4924609
 E-mail city_architect@corkcity.ie

TONY DUGGAN, CITY ARCHITECT
 CORK CITY COUNCIL, CITY HALL, CORK



- Team Leader
- Project Architects
- Project Technicians
- Project Supervisor
- Quantity Surveyor
- Civil/Structural Consultant
- M & E Consultant
- Landscape Architect
- Fire Consultant



EXISTING SOUTH / WEST ELEVATIONS	Title	Scale 1:100 @ A1
	Date	15/04/2024
	Drawn By	COC
	Checked By	EMC
Plottiles Ref.		
H11. PROJECTS/CIVIL/LIBRARIES Mayfield Library & Community Centre CAD3.0 PLANNING 2 Part 8		

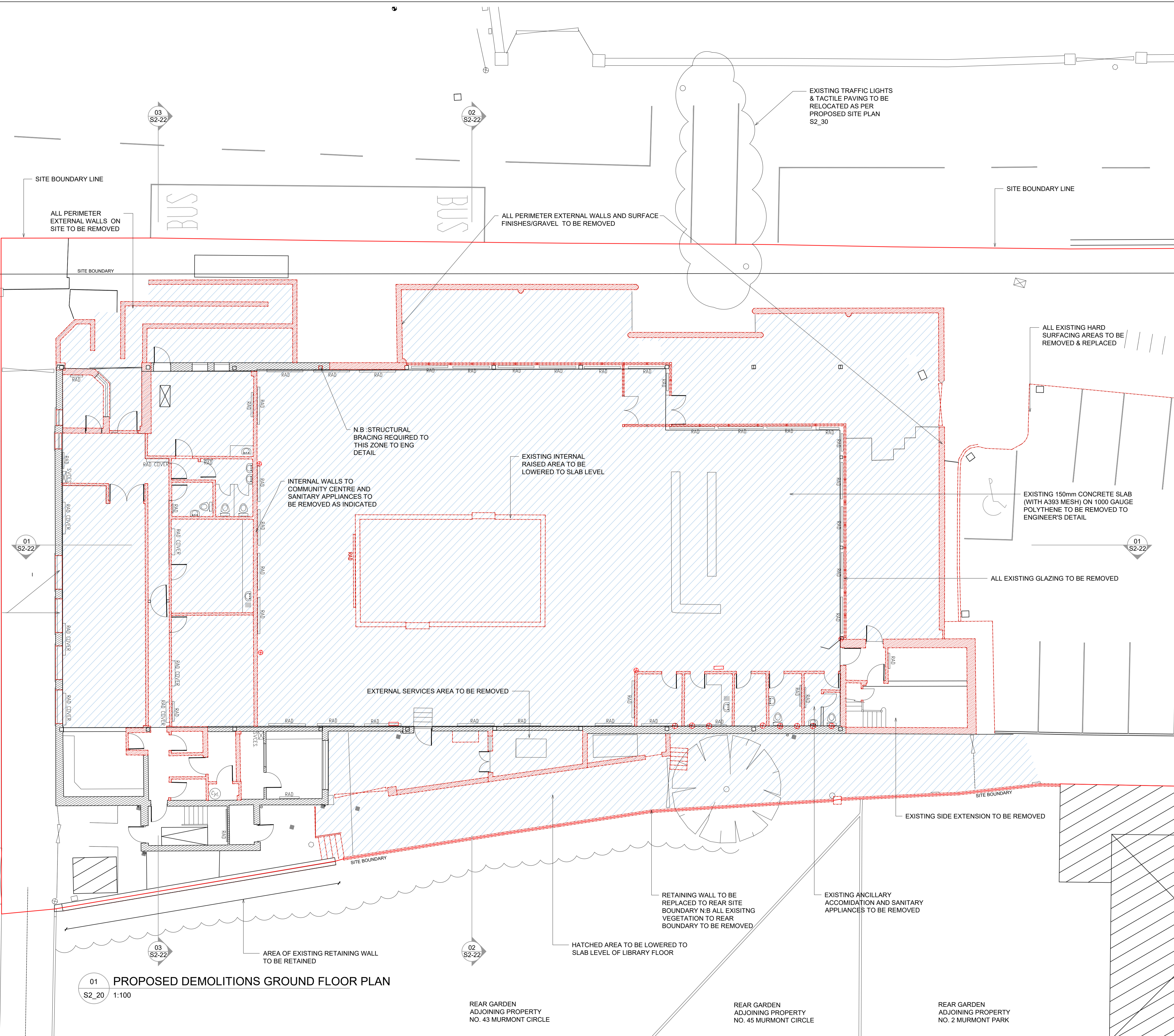
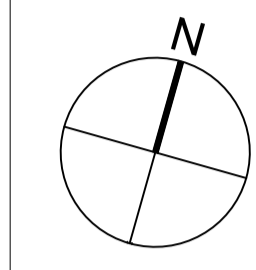
Drawing Status	Job No.	Drawing No.	Rev.
Part 8		S2_15	-

Project
MAYFIELD LIBRARY AND COMMUNITY CENTRE

Do not scale from drawings. Use dimensioned figure only.
 Contractor to check all dimensions on site.
 City Architect to be informed of any discrepancies before work proceeds.

Notes
N:B ALL EXISTING SERVICES AND M&E EQUIPMENT TO BE DECOMMISSIONED AND REMOVED

-  PROPOSED DEMOLITIONS / EXCAVATIONS AS INDICATED
-  PROPOSED PARTITION / WALL DEMOLITIONS




Rev.	Description	Date

CITY ARCHITECT'S DEPARTMENT

Telephone 021 4924335
 Facsimile 021 4924609
 E-mail city_architect@corkcity.ie

TONY DUGGAN, CITY ARCHITECT
 CORK CITY COUNCIL, CITY HALL, CORK



- Team Leader
- Project Architects
- Project Technicians
- Project Supervisor
- Quantity Surveyor
- Civil/Structural Consultant
- M & E Consultant
- Landscape Architect
- Fire Consultant

DEMOLITIONS SITE PLAN	Title	Scale	1 100 @ A1
	Date	15/04/2024	
	Drawn By	COC	
	Checked By	EMC	
	Plotfiles Ref. H11. PROJECTS/CIVIL/LIBRARIES Mayfield Library & Community Centre CAD/3.0 PLANNING/3.2 Part 8		

Drawing Status	Job No.	Drawing No.	Rev.
Part 8		S2_20	-

Project
MAYFIELD LIBRARY AND COMMUNITY CENTRE

01 PROPOSED DEMOLITIONS GROUND FLOOR PLAN
 S2_20 1:100



REAR GARDEN
 ADJOINING PROPERTY
 NO. 43 MURMONT CIRCLE

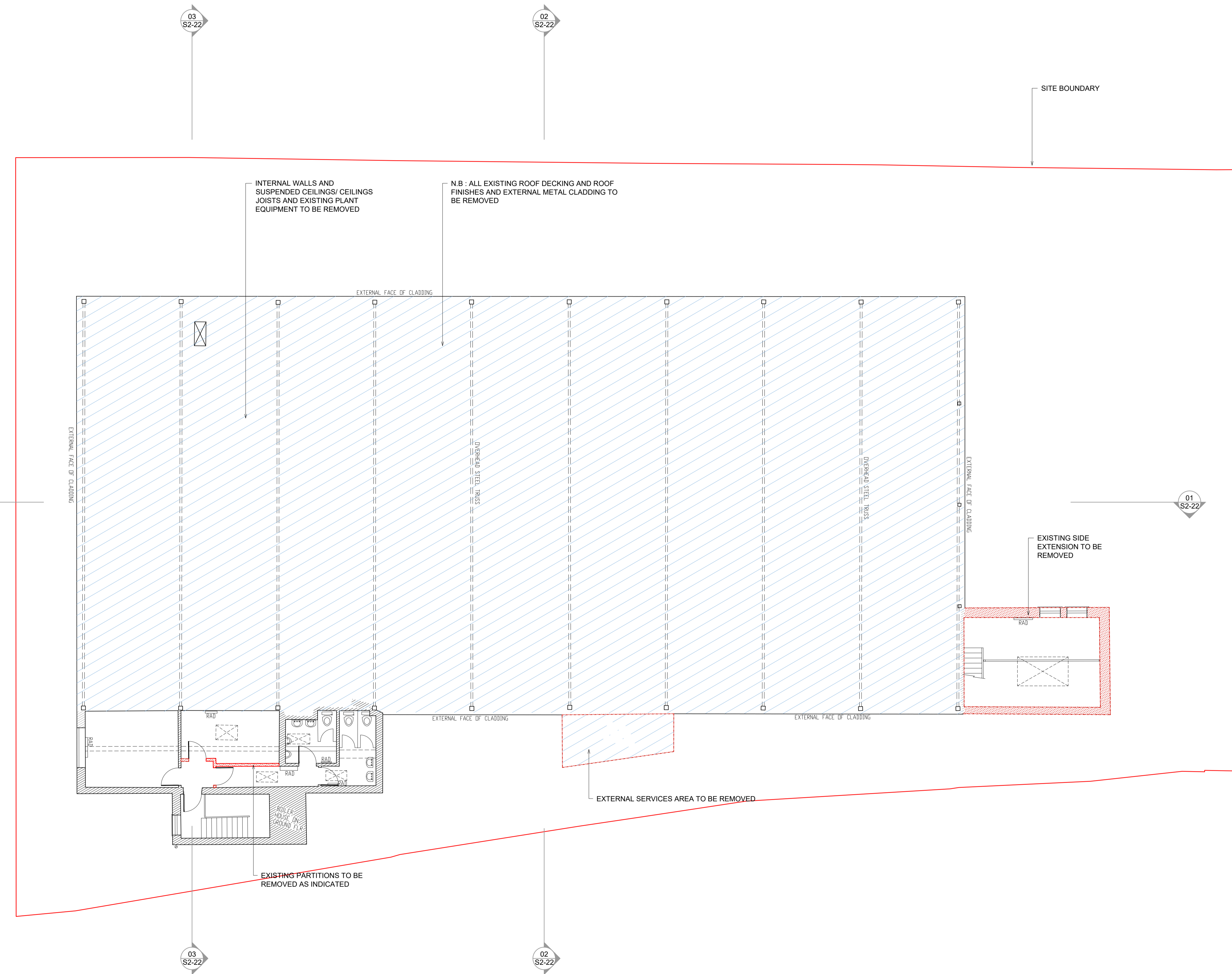
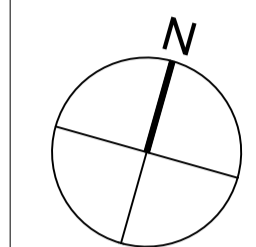
REAR GARDEN
 ADJOINING PROPERTY
 NO. 45 MURMONT CIRCLE

REAR GARDEN
 ADJOINING PROPERTY
 NO. 2 MURMONT PARK

Do not scale from drawings. Use dimensioned figure only.
 Contractor to check all dimensions on site.
 City Architect to be informed of any discrepancies before work proceeds.

Notes
 N:B ALL EXISTING SERVICES AND M&E EQUIPMENT TO BE
 DECOMMISSIONED AND REMOVED

-  PROPOSED DEMOLITIONS / EXCAVATIONS AS INDICATED
-  PROPOSED PARTITION / WALL DEMOLITIONS




Rev.	Description	Date

CITY ARCHITECT'S DEPARTMENT

Telephone 021 4924335
 Facsimile 021 4924609
 E-mail city_architect@corkcity.ie

TONY DUGGAN, CITY ARCHITECT
 CORK CITY COUNCIL, CITY HALL, CORK



- Team Leader
 Project Architects
 Project Technicians
 Project Supervisor
 Quantity Surveyor
 Civil/Structural Consultant
 M & E Consultant
 Landscape Architect
 Fire Consultant

DEMOLITIONS FIRST FLOOR PLAN	Title	Scale 1 : 100 @ A1
	Date	15/04/2024
	Drawn By	COC
Checked By	EMC	
Plottiles Ref.		
H1.1. PROJECTS/CIVIC/LIBRARIES Mayfield Library & Community Centre CAD/3.0 PLANNING/3.2 Part 8		

Drawing Status	Job No.	Drawing No.	Rev.
Part 8		S2_21	-


Project
**MAYFIELD LIBRARY AND
 COMMUNITY CENTRE**

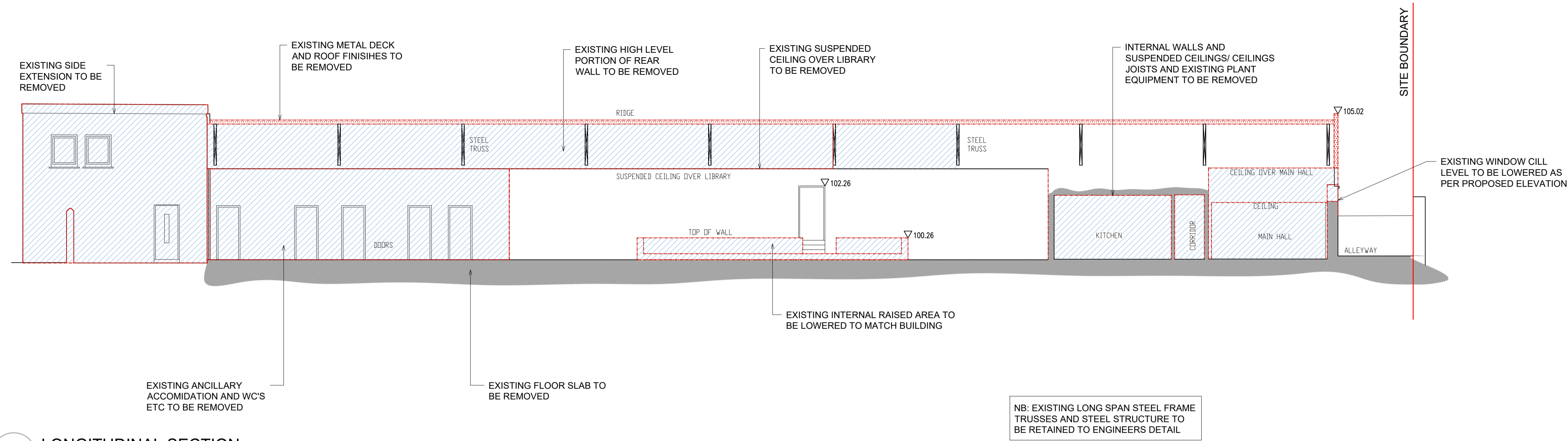
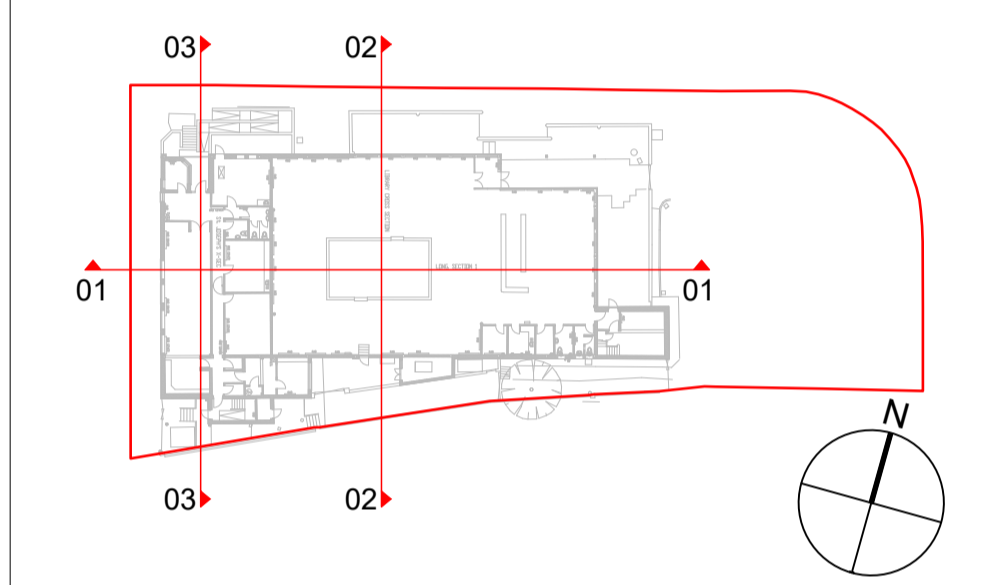
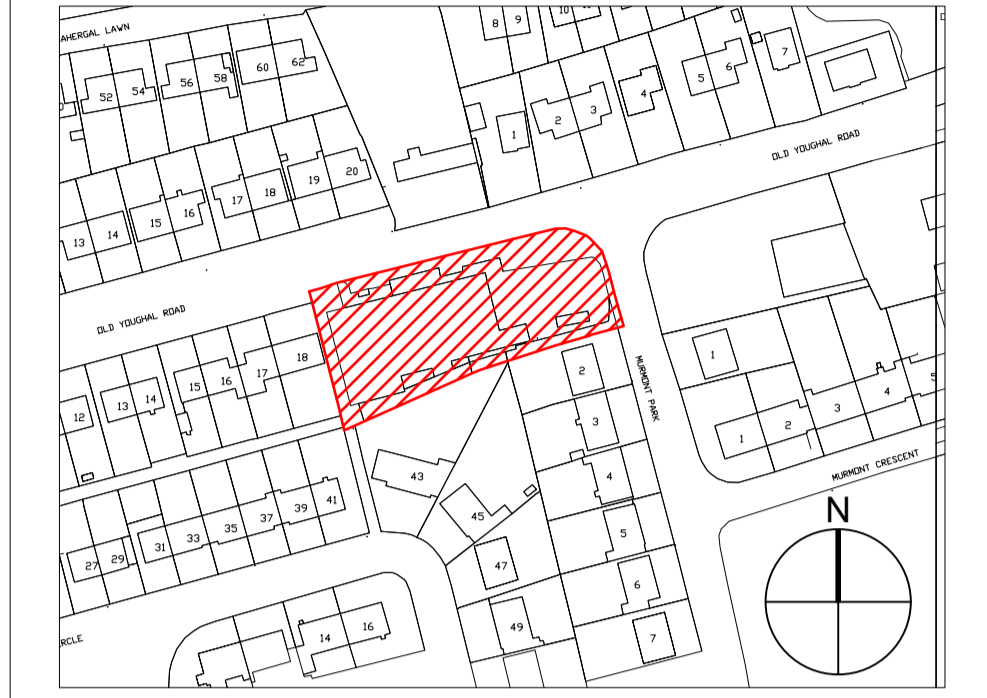
01 **DEMOLITIONS FIRST FLOOR PLAN**
 S2_21 1:100

Do not scale from drawings. Use dimensioned figure only.
Contractor to check all dimensions on site.
City Architect to be informed of any discrepancies before work proceeds.

Notes
N.B ALL EXISTING SERVICES AND M&E EQUIPMENT TO BE DECOMMISSIONED AND REMOVED

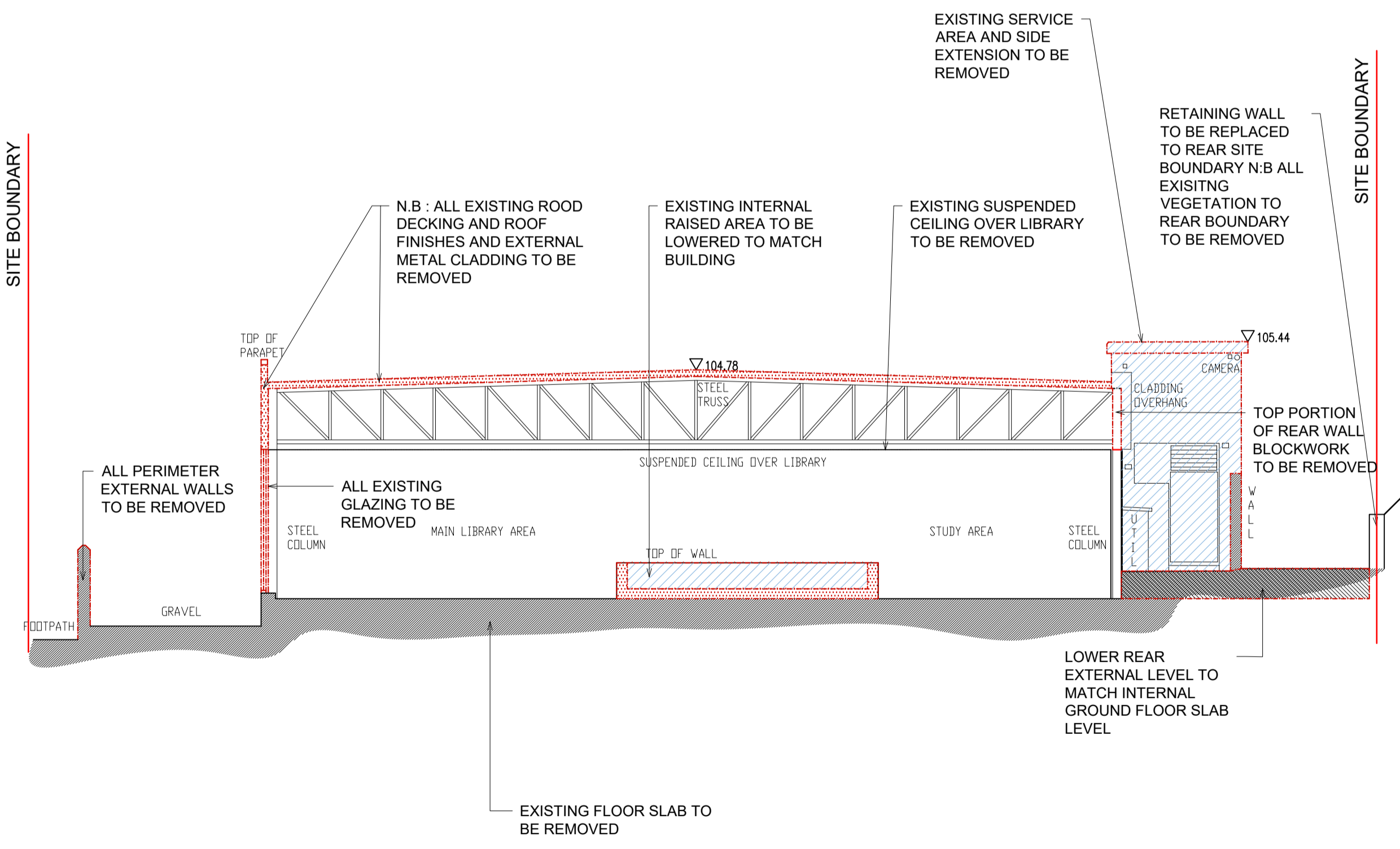
 PROPOSED DEMOLITIONS / EXCAVATIONS AS INDICATED

 PROPOSED PARTITION / WALL DEMOLITIONS

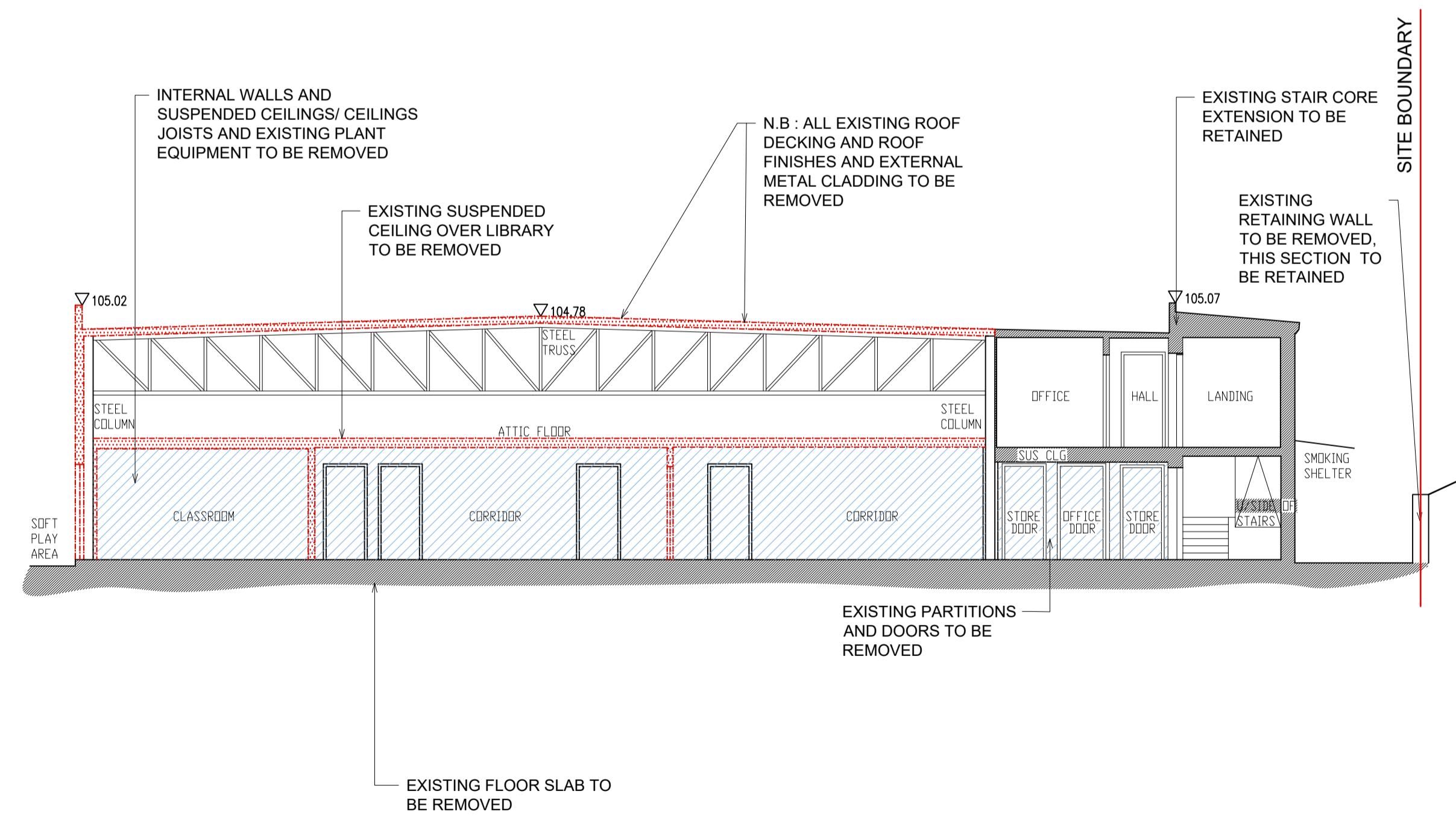


01 LONGITUDINAL SECTION
S2_22 1:100

NB: EXISTING LONG SPAN STEEL FRAME TRUSSES AND STEEL STRUCTURE TO BE RETAINED TO ENGINEERS DETAIL




02 LIBRARY CROSS SECTION
S2_22 1:100



03 ST. JOSEPH'S CROSS SECTION
S2_22 1:100

Rev.	Description	Date

CITY ARCHITECT'S DEPARTMENT
 Telephone 021 4924335
 Facsimile 021 4924609
 E-mail city_architect@corkcity.ie
 TONY DUGGAN, CITY ARCHITECT
 CORK CITY COUNCIL, CITY HALL, CORK



- Team Leader
 Project Architects
 Project Technicians
 Project Supervisor
 Quantity Surveyor
 Civil/Structural Consultant
 M & E Consultant
 Landscape Architect
 Fire Consultant

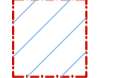

Title	Scale	1:100 @ A1
	Date	15/04/2024
	Drawn By	COC
Checked By	EMC	
	Plottiles Ref.	
H11. PROJECTS/CIVIL/LIBRARIES Mayfield Library & Community Centre CAD/3.0 PLANNING/3.2 Part 8		

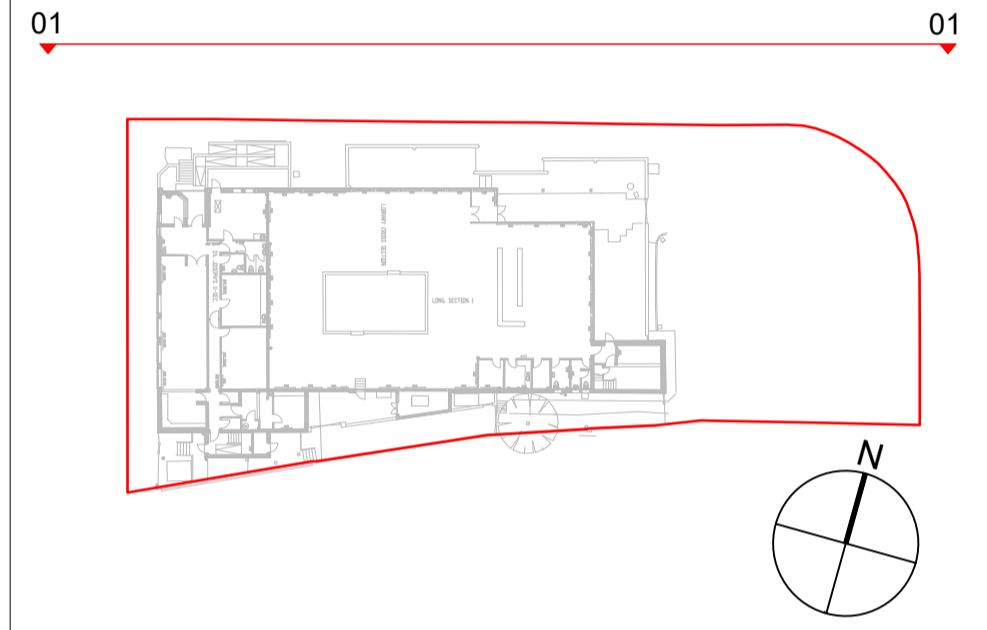
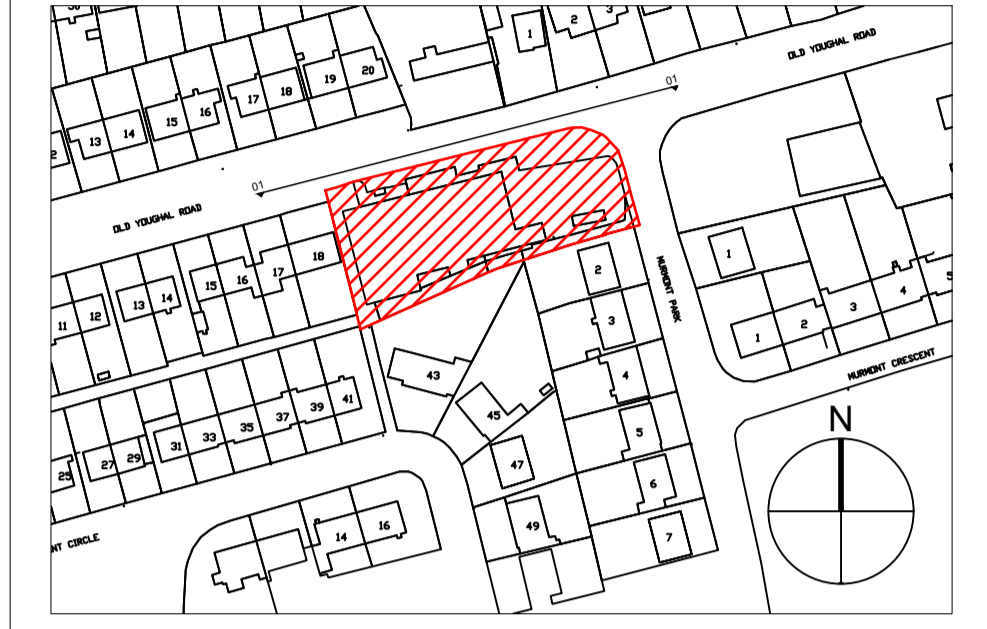
Drawing Status	Job No.	Drawing No.	Rev.
Part 8		S2_22	-

Project
MAYFIELD LIBRARY AND COMMUNITY CENTRE

Do not scale from drawings. Use dimensioned figure only.
 Contractor to check all dimensions on site.
 City Architect to be informed of any discrepancies before work proceeds.

Notes
N:B ALL EXISTING SERVICES AND M&E EQUIPMENT TO BE DECOMMISSIONED AND REMOVED

-  PROPOSED DEMOLITIONS / EXCAVATIONS AS INDICATED
-  PROPOSED PARTITION / WALL DEMOLITIONS



Rev.	Description	Date

CITY ARCHITECT'S DEPARTMENT

Telephone 021 4924335
 Facsimile 021 4924609
 E-mail city_architect@corkcity.ie

TONY DUGGAN, CITY ARCHITECT
 CORK CITY COUNCIL, CITY HALL, CORK

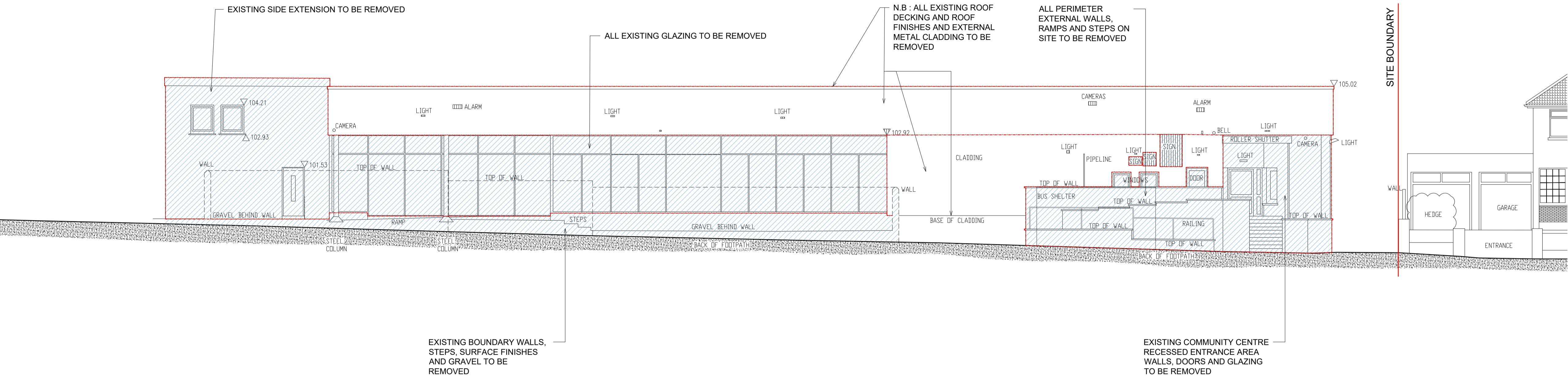


- Team Leader
- Project Architects
- Project Technicians
- Project Supervisor
- Quantity Surveyor
- Civil/Structural Consultant
- M & E Consultant
- Landscape Architect
- Fire Consultant

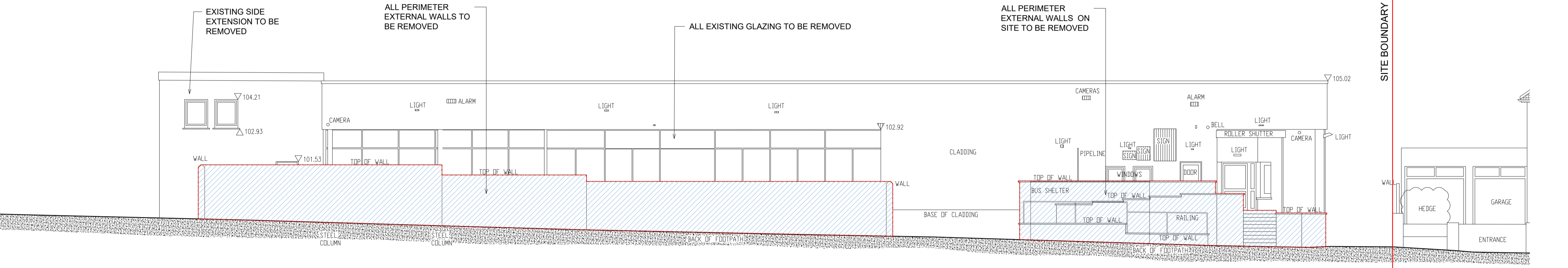
DEMOLITIONS NORTH ELEVATION AND STREET ELEVATION	Title	Scale	1: 100 @ A1
		Date	15/04/2024
		Drawn By	COC
	Checked By	EMC	
	Plottiles Ref.	H11. PROJECTS/CIVIL/LIBRARIES Mayfield Library & Community Centre CAD/3.0 PLANNING/3.2 Part 8	

Drawing Status	Job No.	Drawing No.	Rev.
Part 8		S2_23	-

Project
MAYFIELD LIBRARY AND COMMUNITY CENTRE





01 STREET ELEVATION A / NORTH ELEVATION
 S2_23 1:100

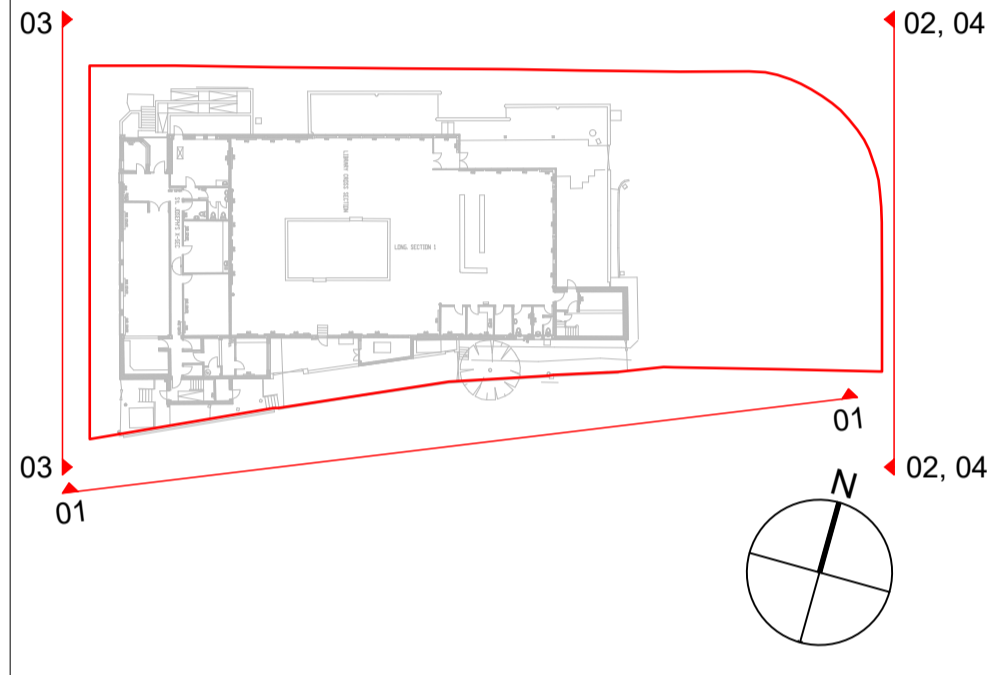
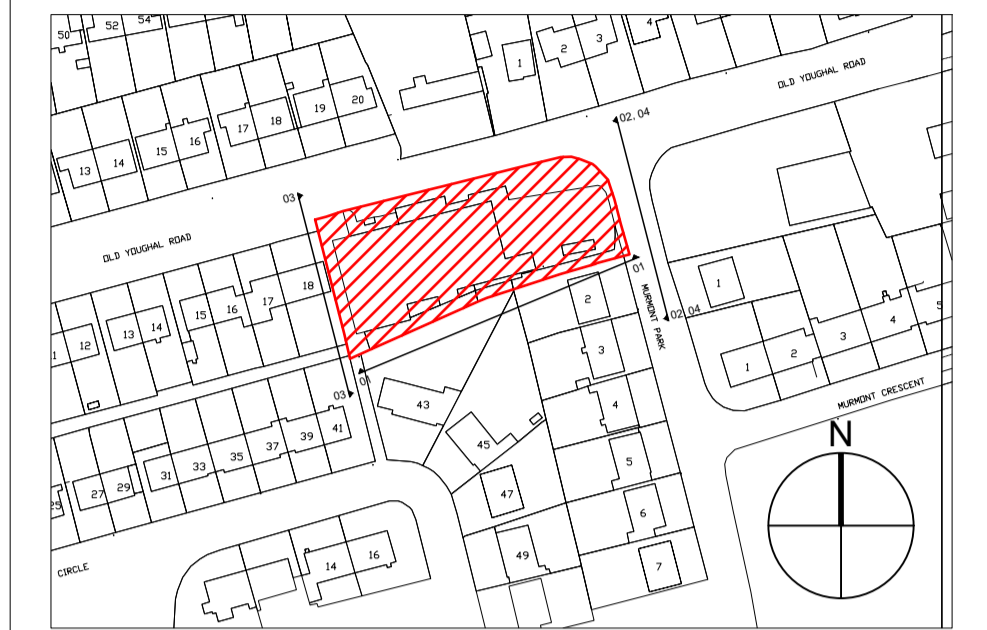


02 STREET ELEVATION A / NORTH ELEVATION
 S2_23 1:100

Do not scale from drawings. Use dimensioned figure only.
 Contractor to check all dimensions on site.
 City Architect to be informed of any discrepancies before work proceeds.

Notes
N:B ALL EXISTING SERVICES AND M&E EQUIPMENT TO BE DECOMMISSIONED AND REMOVED

-  PROPOSED DEMOLITIONS / EXCAVATIONS AS INDICATED
-  PROPOSED PARTITION / WALL DEMOLITIONS



Rev.	Description	Date

CITY ARCHITECT'S DEPARTMENT

Telephone 021 4924335
 Facsimile 021 4924609
 E-mail city_architect@corkcity.ie

TONY DUGGAN, CITY ARCHITECT
 CORK CITY COUNCIL, CITY HALL, CORK

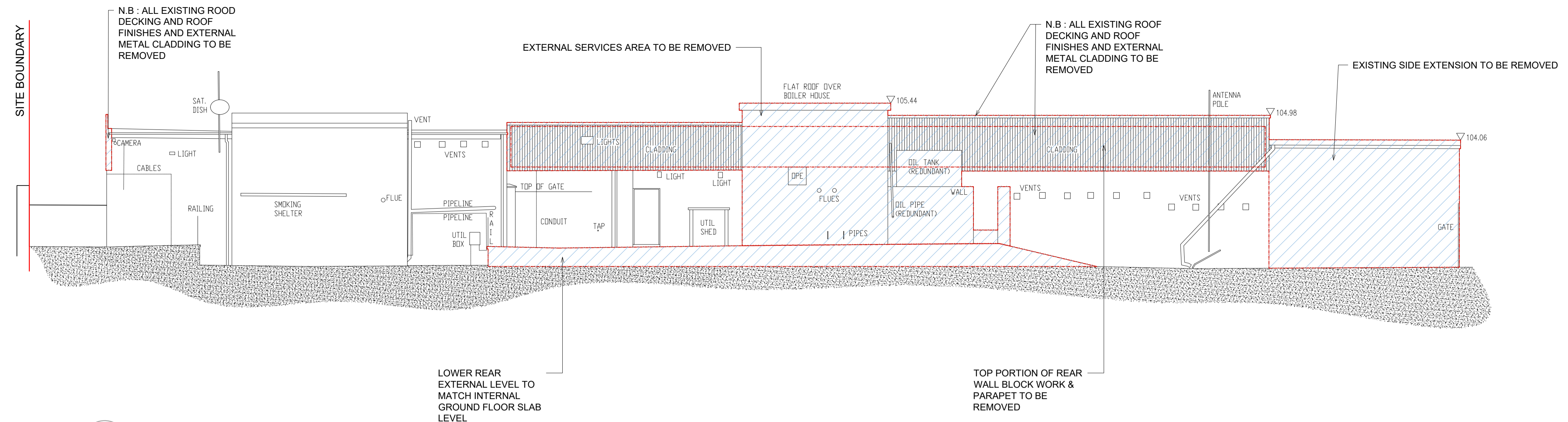


- Team Leader
- Project Architects
- Project Technicians
- Project Supervisor
- Quantity Surveyor
- Civil/Structural Consultant
- M & E Consultant
- Landscape Architect
- Fire Consultant

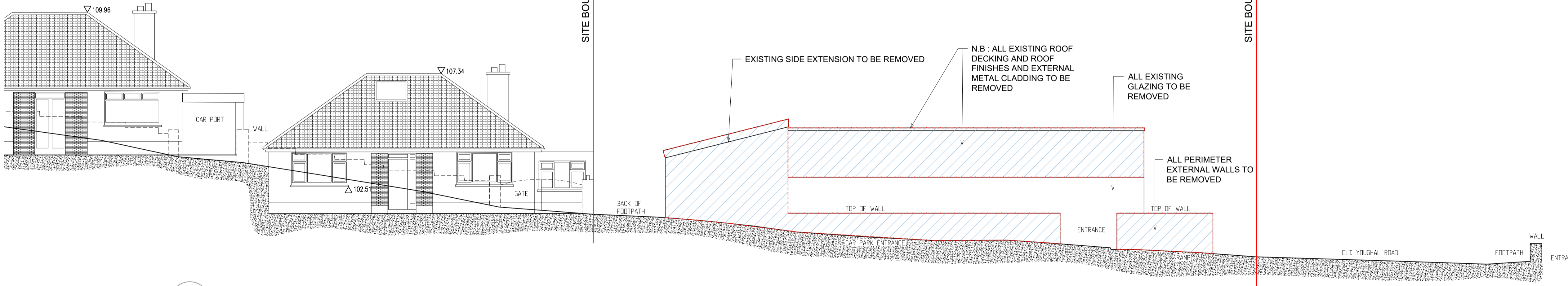
DEMOLITIONS ELEVATIONS	Scale	1 : 100 @A1
	Date	15/04/2024
	Drawn By	COC
	Checked By	EMC
Plotfiles Ref. H11. PROJECTS/CIVIL/LIBRARIES Mayfield Library & Community Centre CAD3.0 PLANNING/3.2 Part 8		

Drawing Status	Job No.	Drawing No.	Rev.
Part 8		S2_24	-

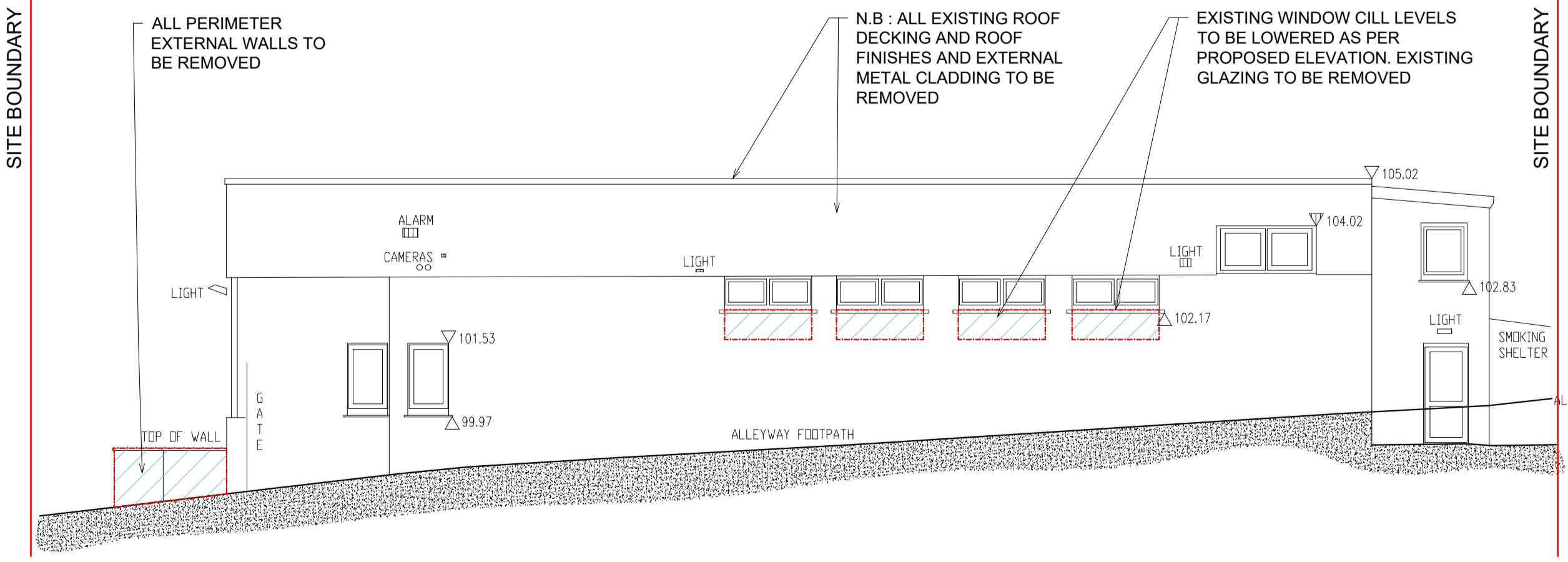
Project
MAYFIELD LIBRARY AND COMMUNITY CENTRE



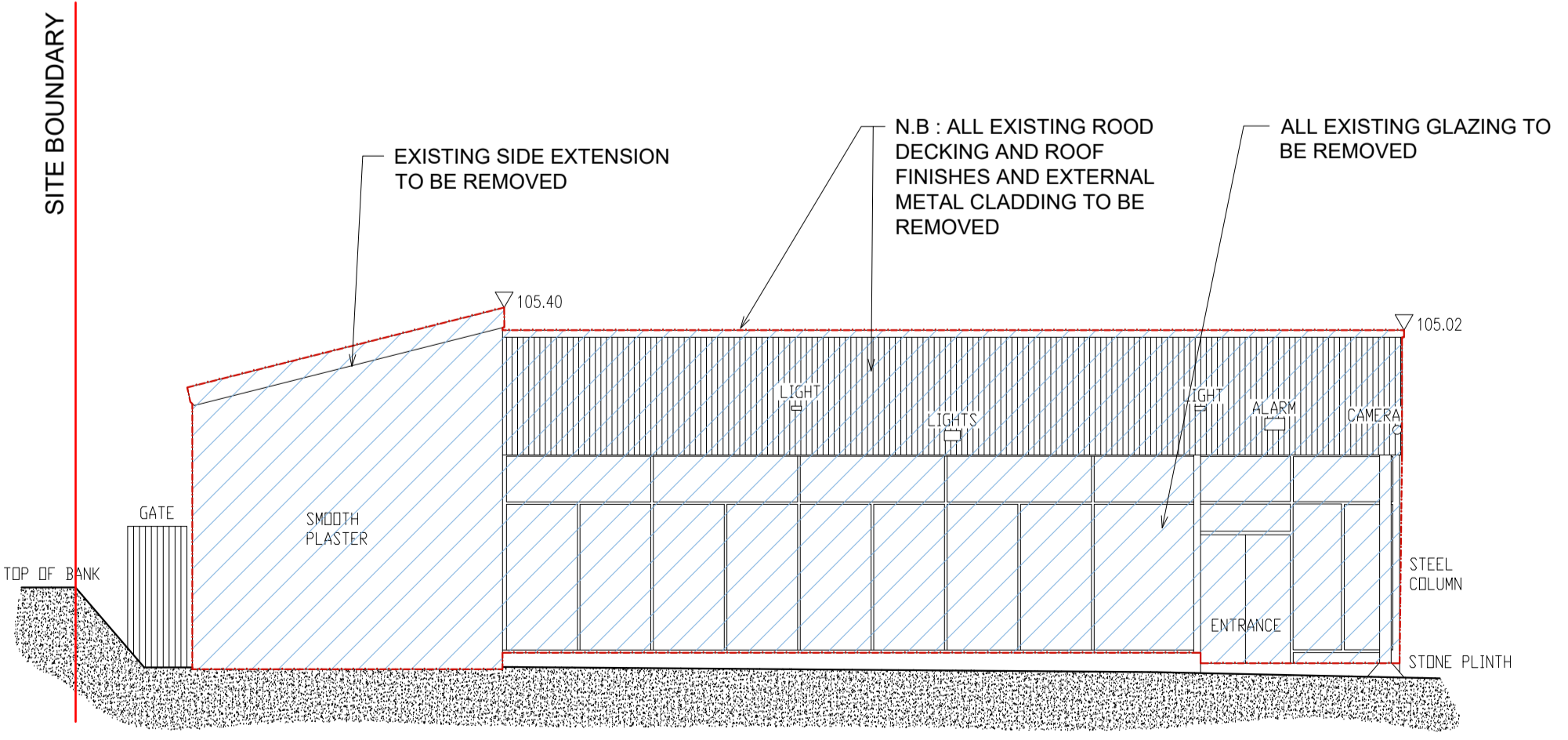
01 SOUTH ELEVATION
 S2_24 1:100



02 EAST ELEVATION FROM MURMONT PARK
 S2_24 1:100






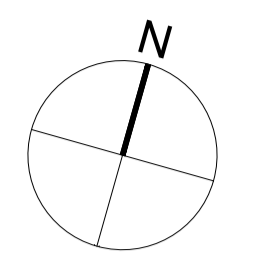
03 WEST ELEVATION
 S2_24 1:100



04 EAST ELEVATION
 S2_24 1:100

Do not scale from drawings. Use dimensioned figure only.
 Contractor to check all dimensions on site.
 City Architect to be informed of any discrepancies before work proceeds.

- Notes
-  : PROPOSED TREE
 -  : SOFT LANDSCAPING
 -  : HARD LANDSCAPING
 -  : SOFT PLAY AREA




* REFER TO CITY ARCHITECTS
 OUTLINE SPECIFICATION

Rev.	Description	Date

**CITY ARCHITECT'S
 DEPARTMENT**

Telephone 021 4924335
 Facsimile 021 4924609
 E-mail city_architect@corkcity.ie



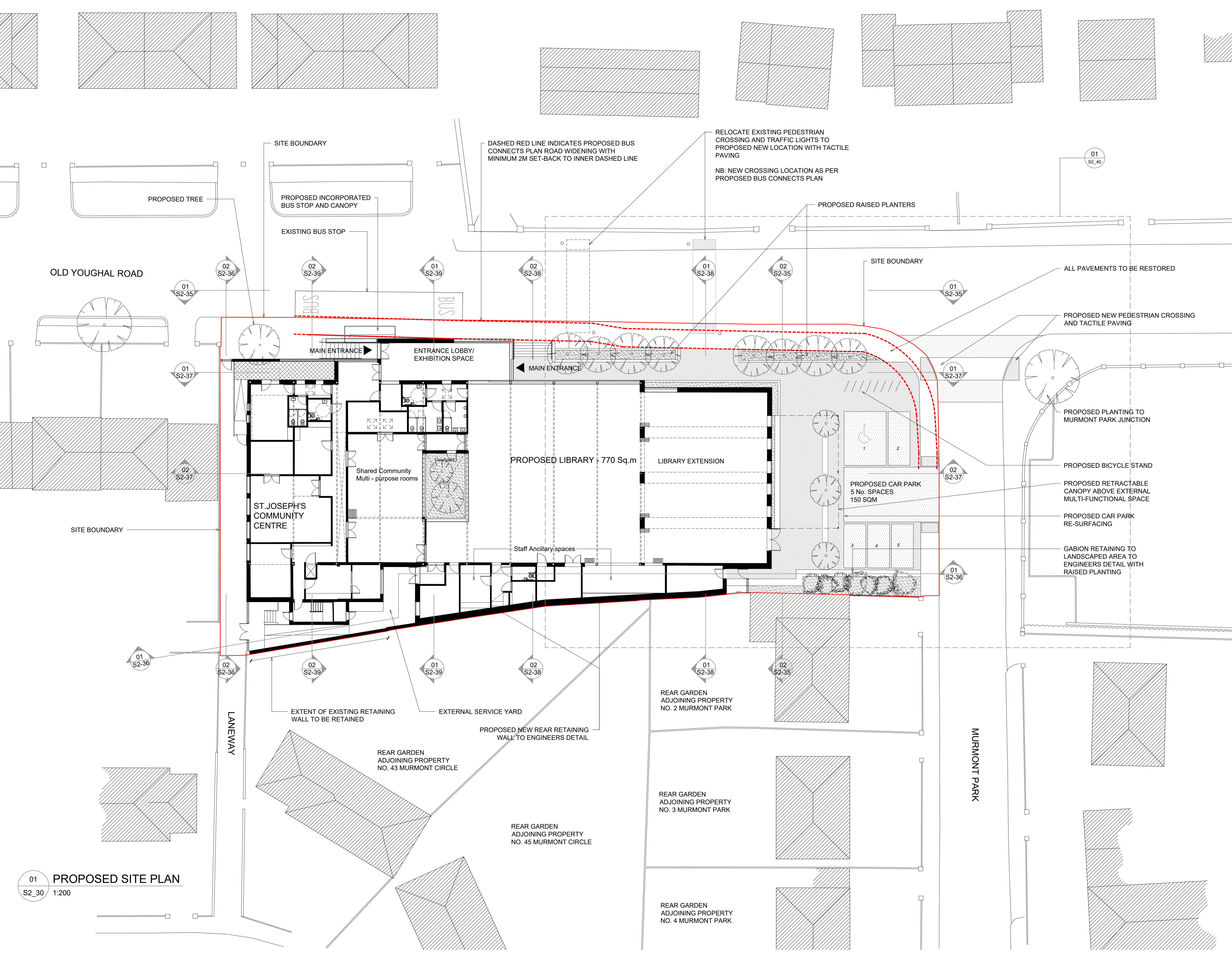
TONY DUGGAN, CITY ARCHITECT
 CORK CITY COUNCIL, CITY HALL, CORK

- Team Leader
- Project Architects
- Project Technicians
- Project Supervisor
- Quantity Surveyor
- Civil/Structural Consultant
- M & E Consultant
- Landscape Architect
- Fire Consultant

PROPOSED SITE PLAN	Scale	1 : 200 @ A1
	Date	15/04/2024
	Drawn By	COC
	Checked By	EMC
Plottiles Ref.		
<small>H:\PROJECTS\CORK\LIBRARY\Mayfield Library & Community Centre\CAD</small>		
<small>2024-04-15 10:10:10</small>		

Drawing Status	Job No.	Drawing No.	Rev.
Part 8		S2_30	-

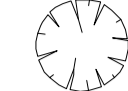


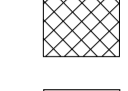



Project
**MAYFIELD LIBRARY AND
 COMMUNITY CENTRE**

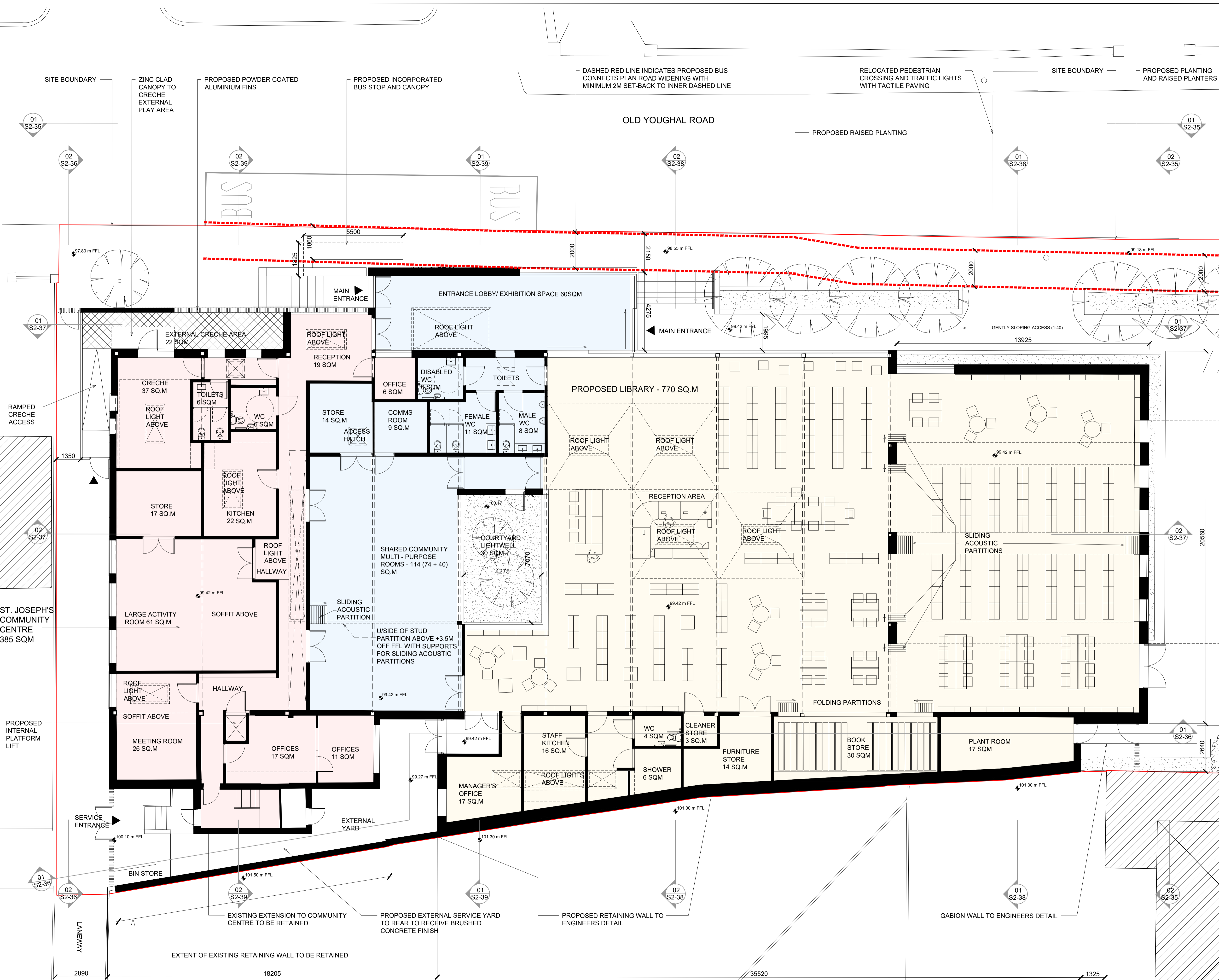
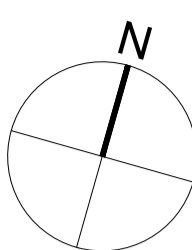


01
 S2_30 1:200
PROPOSED SITE PLAN

Do not scale from drawings. Use dimensioned figure only.
Contractor to check all dimensions on site.
City Architect to be informed of any discrepancies before work proceeds.

Notes

-  : PROPOSED TREE
-  : SOFT LANDSCAPING
-  : HARD LANDSCAPING
-  : SOFT PLAY AREA
-  : ST. JOSEPH'S COMMUNITY CENTRE
-  : SHARED SPACES
-  : LIBRARY




* REFER TO CITY ARCHITECTS OUTLINE SPECIFICATION

Rev.	Description	Date

CITY ARCHITECT'S DEPARTMENT

Telephone 021 4924335
 Facsimile 021 4924609
 E-mail city_architect@corkcity.ie
 TONY DUGGAN, CITY ARCHITECT
 CORK CITY COUNCIL, CITY HALL, CORK



- Team Leader
 Project Architects
 Project Technicians
 Project Supervisor
 Quantity Surveyor
 Civil/Structural Consultant
 M & E Consultant
 Landscape Architect
 Fire Consultant

Title	Scale	1 : 100 @ A1
PROPOSED GROUND FLOOR PLAN	Date	15/04/2024
	Drawn By	COC
	Checked By	EMC
Plotfiles Ref.	<small>H:\PROJECTS\CONSTRUCTION\Mayfield Library & Community Centre\CAD 03/15/2024\31.dwg</small>	

Drawing Status	Job No.	Drawing No.	Rev.
Part 8		S2_31	-

Project
MAYFIELD LIBRARY AND COMMUNITY CENTRE








01 PROPOSED GROUND FLOOR PLAN
 S2_31 1:100

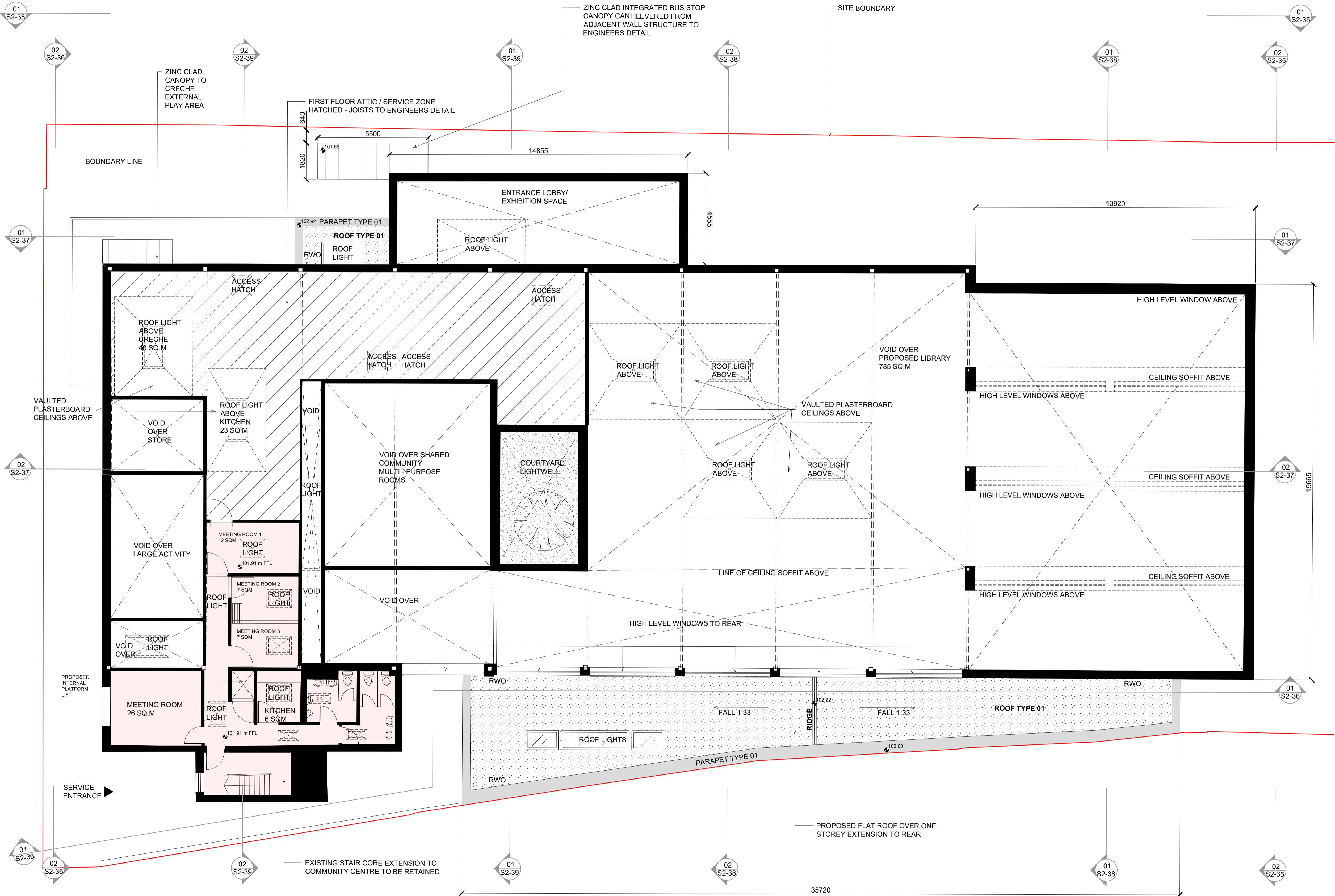
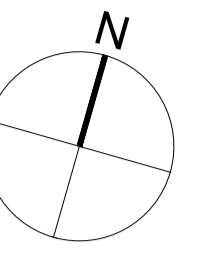
REAR GARDEN
 ADJOINING PROPERTY
 NO. 43 MURMONT CIRCLE

REAR GARDEN
 ADJOINING PROPERTY
 NO. 45 MURMONT CIRCLE

REAR GARDEN
 ADJOINING PROPERTY
 NO. 2 MURMONT PARK

Do not scale from drawings. Use dimensioned figure only.
Contractor to check all dimensions on site.
City Architect to be informed of any discrepancies before work proceeds.

- Notes
-  : PROPOSED TREE
 -  : SOFT LANDSCAPING
 -  : HARD LANDSCAPING
 -  : SOFT PLAY AREA
 -  : ST. JOSEPH'S COMMUNITY CENTRE
 -  : SHARED SPACES
 -  : LIBRARY




* REFER TO CITY ARCHITECTS OUTLINE SPECIFICATION

Rev.	Description	Date

CITY ARCHITECT'S DEPARTMENT

Telephone 021 4924335
Facsimile 021 4924609
E-mail city_architect@corkcity.ie

TONY DUGGAN, CITY ARCHITECT
CORK CITY COUNCIL, CITY HALL, CORK



- Team Leader
- Project Architects
- Project Technicians
- Project Supervisor
- Quantity Surveyor
- Civil/Structural Consultant
- M & E Consultant
- Landscape Architect
- Fire Consultant

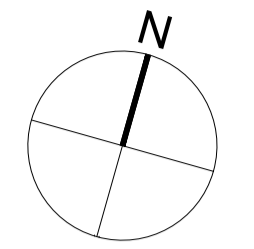
PROPOSED FIRST FLOOR PLAN	Title	Scale	1 : 100 @ A1
		Date	15/04/2024
		Drawn By	COC
	Checked By	EMC	
Plotfiles Ref.		<small>101_PROJECTS\COLUMBAEEN\Mayfield Library & Community Centre\GAD 13.0 Planning\2. Plans</small>	

Drawing Status	Job No.	Drawing No.	Rev.
Part 8		S2_32	-

Project
MAYFIELD LIBRARY AND COMMUNITY CENTRE

01 S2_32 1:100
PROPOSED FIRST FLOOR PLAN

Do not scale from drawings. Use dimensioned figure only.
 Contractor to check all dimensions on site.
 City Architect to be informed of any discrepancies before work proceeds.



Notes

* REFER TO CITY ARCHITECTS
 OUTLINE SPECIFICATION

Rev.	Description	Date

CITY ARCHITECT'S DEPARTMENT

Telephone 021 4924335
 Facsimile 021 4924609
 E-mail city_architect@corkcity.ie

TONY DUGGAN, CITY ARCHITECT
 CORK CITY COUNCIL, CITY HALL, CORK

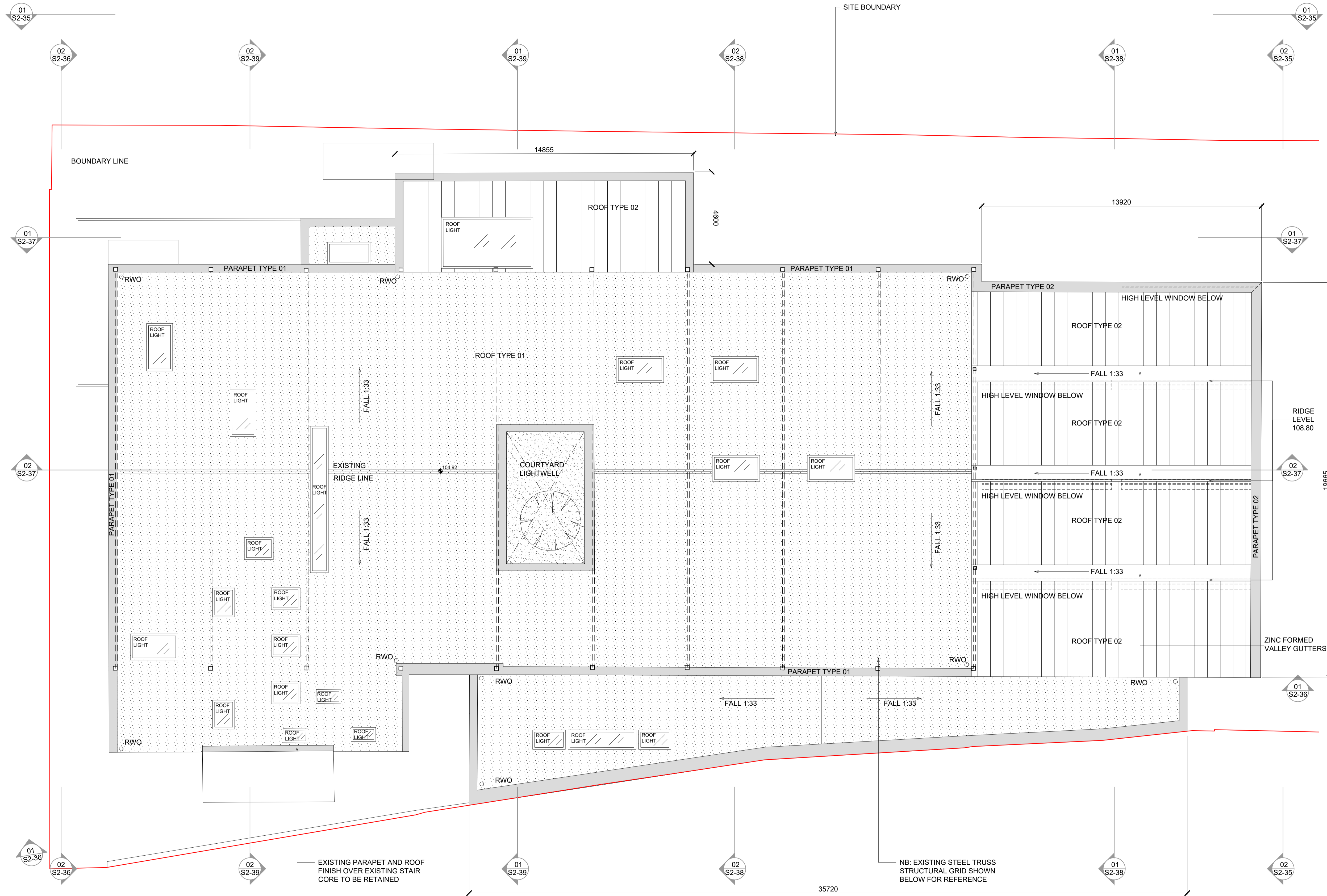


- Team Leader
- Project Architects
- Project Technicians
- Project Supervisor
- Quantity Surveyor
- Civil/Structural Consultant
- M & E Consultant
- Landscape Architect
- Fire Consultant

PROPOSED ROOF PLAN	Scale	1 : 100 @ A1
	Date	15/04/2024
	Drawn By	COC
	Checked By	EMC
	Plotfiles Ref.	H:\PROJECTS\CIVIL\DRAWINGS\Mayfield Library & Community Centre\CAD\15_Planwg23-Part 8

Drawing Status	Job No.	Drawing No.	Rev.
Part 8		S2_33	-

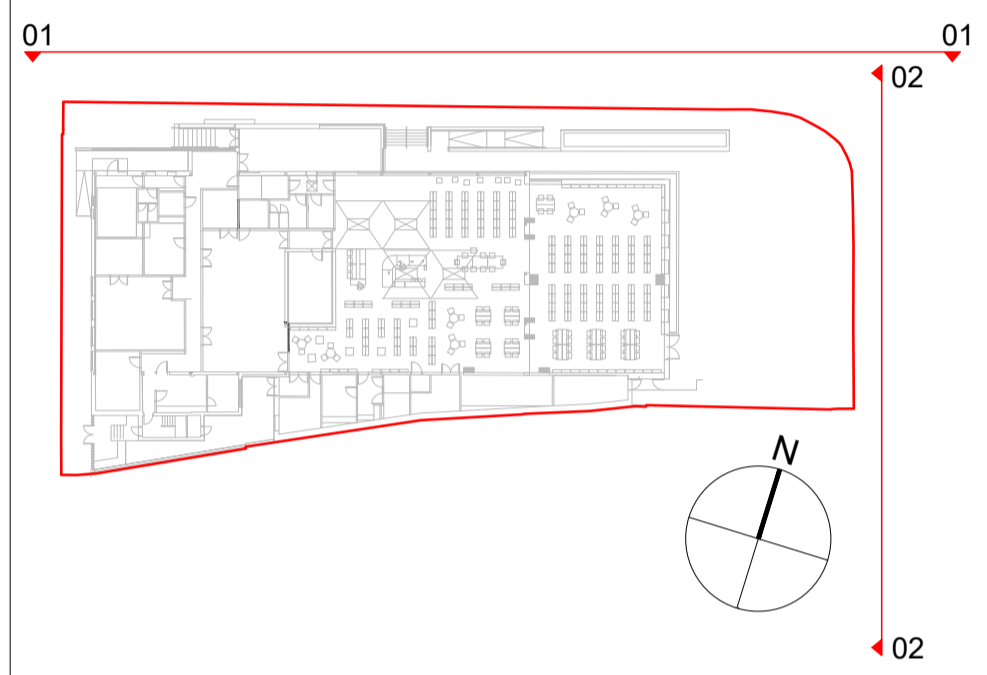
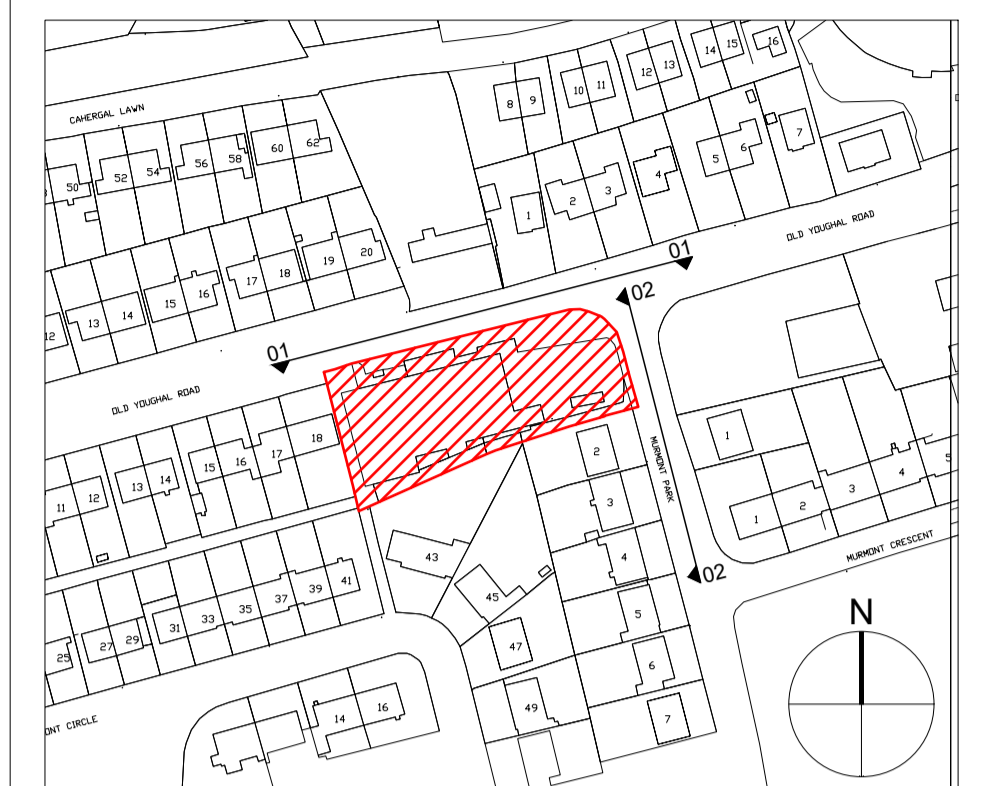
Project
MAYFIELD LIBRARY AND COMMUNITY CENTRE



01 PROPOSED ROOF PLAN
 S2_33 1:100

Do not scale from drawings. Use dimensioned figure only.
 Contractor to check all dimensions on site.
 City Architect to be informed of any discrepancies before work proceeds.

Notes



* REFER TO CITY ARCHITECTS OUTLINE SPECIFICATION

Rev.	Description	Date

CITY ARCHITECT'S DEPARTMENT
 Telephone 021 4924335
 Facsimile 021 4924609
 E-mail city_architect@corkcity.ie
 TONY DUGGAN, CITY ARCHITECT
 CORK CITY COUNCIL, CITY HALL, CORK

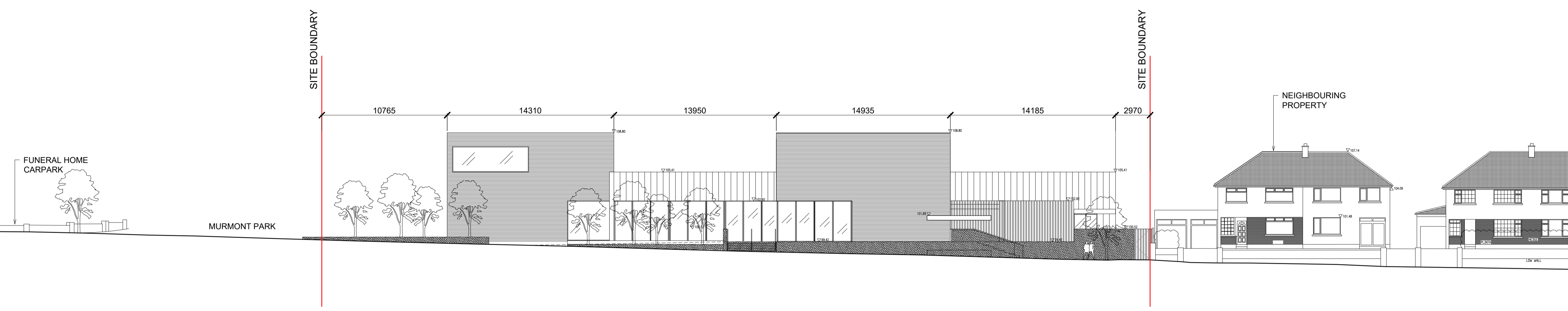


- Team Leader
- Project Architects
- Project Technicians
- Project Supervisor
- Quantity Surveyor
- Civil/Structural Consultant
- M & E Consultant
- Landscape Architect
- Fire Consultant

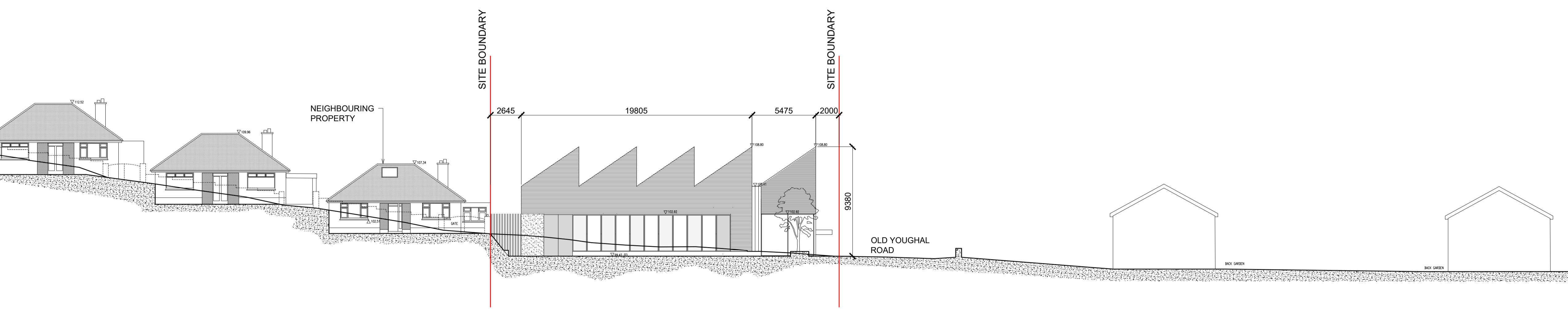
PROPOSED NORTH / EAST ELEVATIONS (STREET CONTEXT)	Scale	1 : 200 @ A1
	Date	15/04/2024
	Drawn By	COC
	Checked By	EMC
Plottiles Ref. <small>H:\1 PROJECTS\CORC\CORC\WORKSHEETS\Main Library & Community Centre\CAD\15-Planning\13-Part 8</small>		

Drawing Status	Job No.	Drawing No.	Rev.
Part 8		S2_34	-

Project
MAYFIELD LIBRARY AND COMMUNITY CENTRE



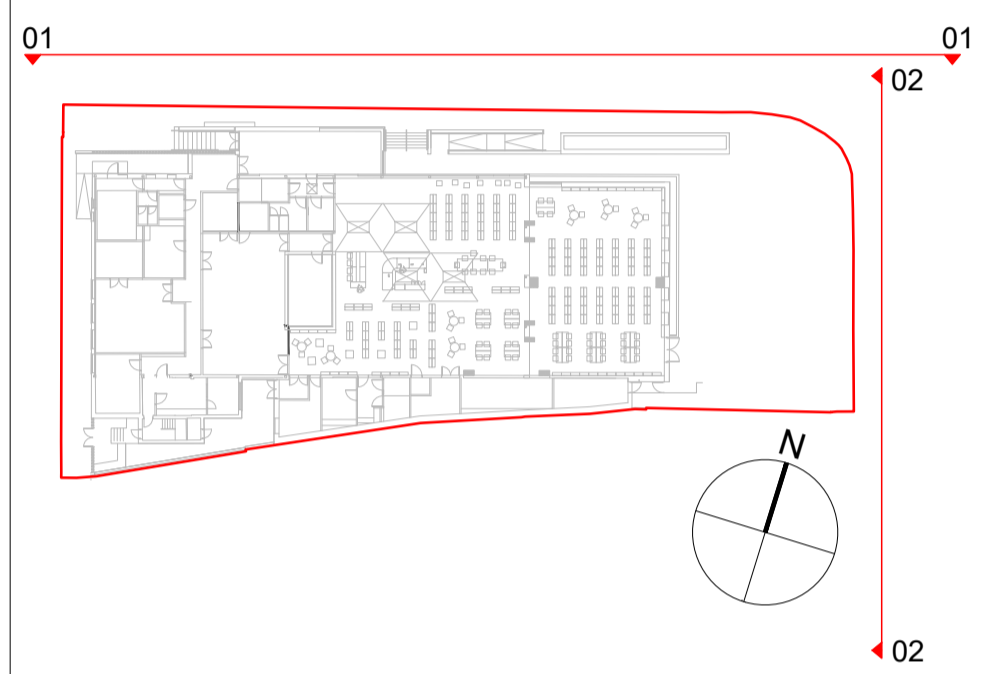
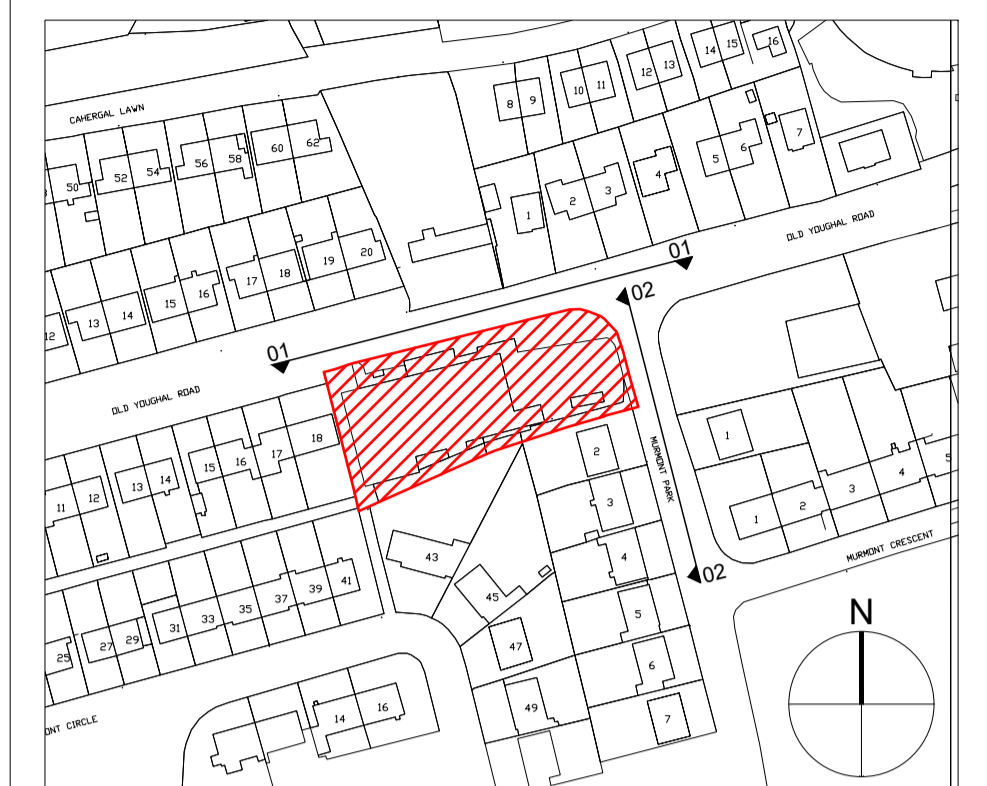
01 PROPOSED NORTH ELEVATION (STREET CONTEXT)
 S2_34 1:200



02 PROPOSED EAST ELEVATION (STREET CONTEXT)
 S2_34 1:200

Do not scale from drawings. Use dimensioned figure only.
 Contractor to check all dimensions on site.
 City Architect to be informed of any discrepancies before work proceeds.

Notes



* REFER TO CITY ARCHITECTS OUTLINE SPECIFICATION

Rev.	Description	Date

CITY ARCHITECT'S DEPARTMENT

Telephone 021 4924335
 Facsimile 021 4924609
 E-mail city_architect@corkcity.ie

TONY DUGGAN, CITY ARCHITECT
 CORK CITY COUNCIL, CITY HALL, CORK

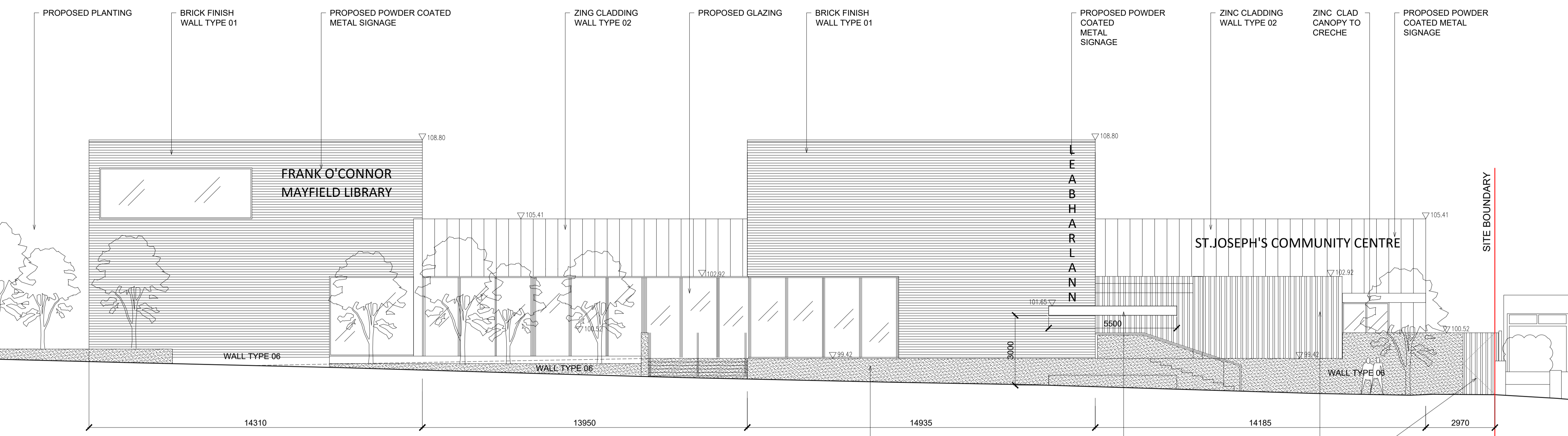


- Team Leader
- Project Architects
- Project Technicians
- Project Supervisor
- Quantity Surveyor
- Civil/Structural Consultant
- M & E Consultant
- Landscape Architect
- Fire Consultant

Title PROPOSED NORTH / EAST ELEVATIONS	Scale	1 : 100 @ A1
	Date	15/04/2024
	Drawn By	COC
	Checked By	EMC
Plotties Ref. <small>H:\PROJECTS\CIVIL\DRAWINGS\Mayfield Library & Community Centre\CAD\15-Planning\13-Part 8</small>		

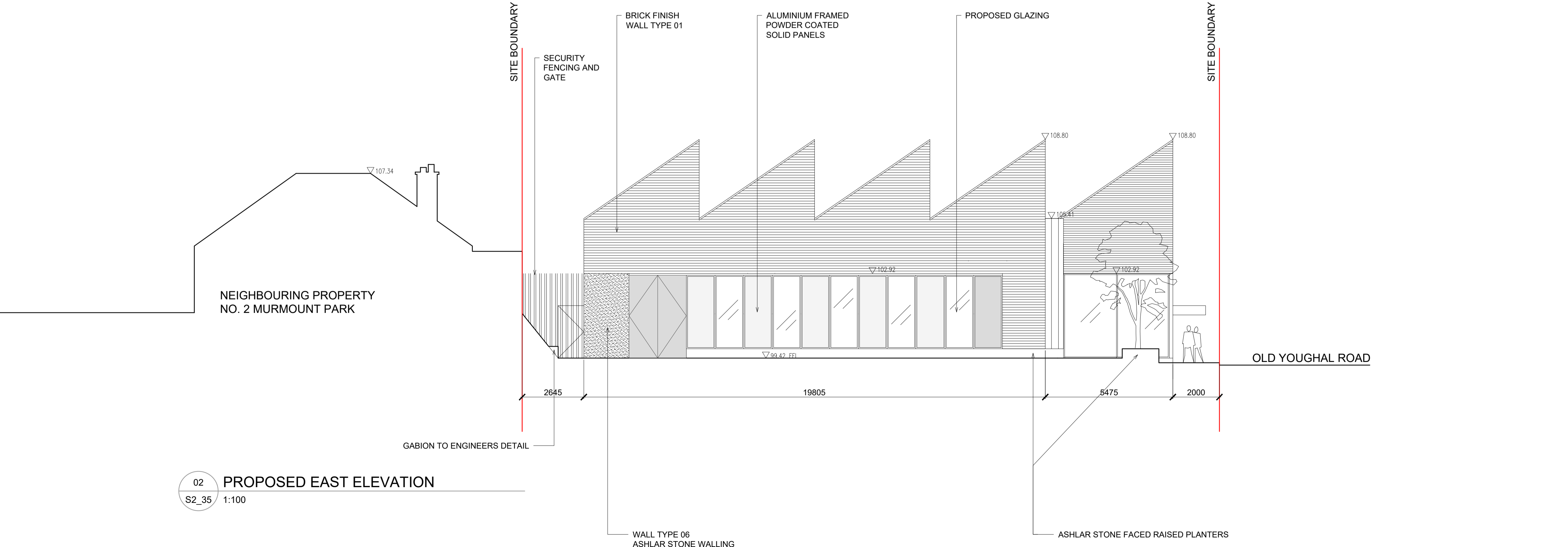
Drawing Status	Job No.	Drawing No.	Rev.
Part 8		S2_35	-

Project
MAYFIELD LIBRARY AND COMMUNITY CENTRE



01 PROPOSED NORTH ELEVATION (FRONT ENTRANCE)
 S2_35 1:100

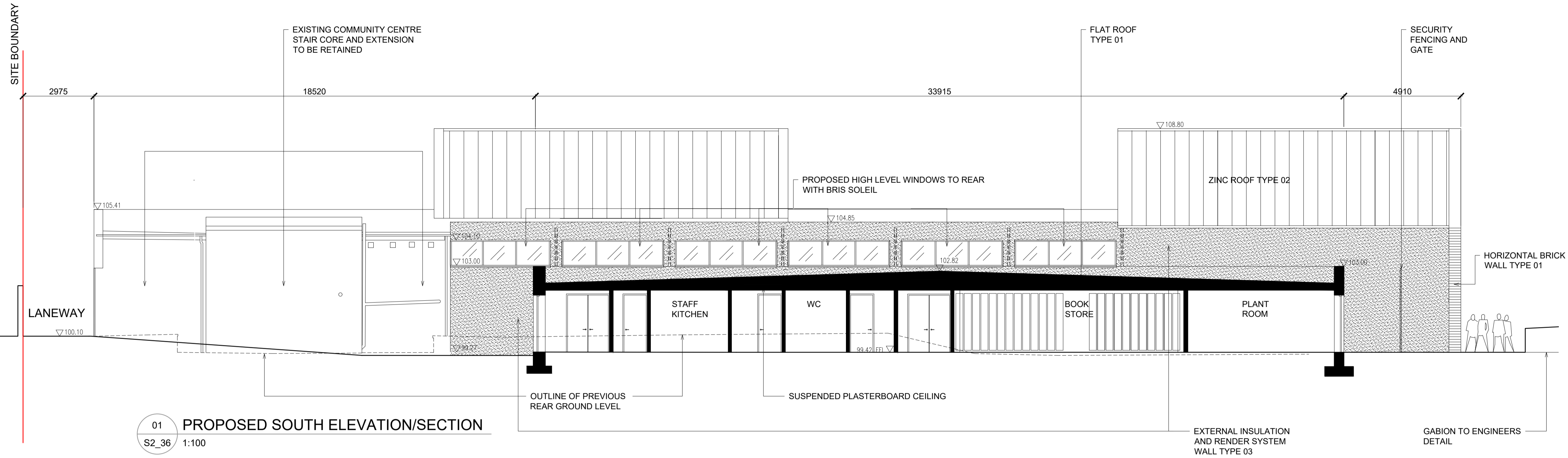
WALL TYPE 06 PROPOSED ASHLAR STONE FACED WALLING TO BASE PLINTH AND EXTERNAL PLANTERS
 ZINC CLAD BUS SHELTER CANOPY ON STEEL FRAME CANTILEVERED TO MAIN STRUCTURE TO ENGINEERS DETAIL
 PROPOSED 50x150mm POWDER COATED ALUMINIUM FIN RAILINGS @ 150mm C/C



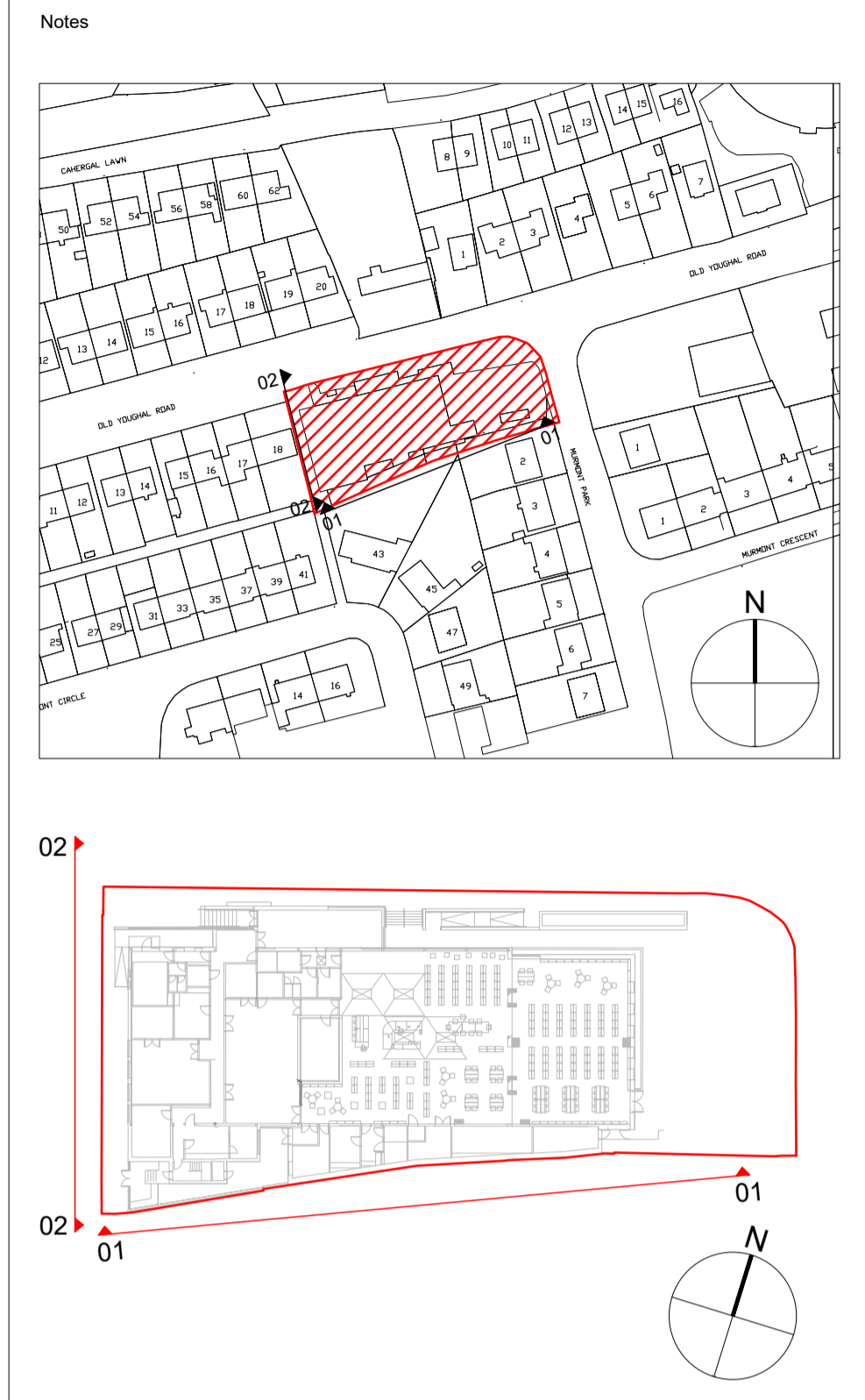
02 PROPOSED EAST ELEVATION
 S2_35 1:100

WALL TYPE 06 ASHLAR STONE WALLING
 ASHLAR STONE FACED RAISED PLANTERS

Do not scale from drawings. Use dimensioned figure only.
 Contractor to check all dimensions on site.
 City Architect to be informed of any discrepancies before work proceeds.



01 PROPOSED SOUTH ELEVATION/SECTION
 S2_36 1:100




* REFER TO CITY ARCHITECTS
 OUTLINE SPECIFICATION

Rev.	Description	Date

CITY ARCHITECT'S DEPARTMENT

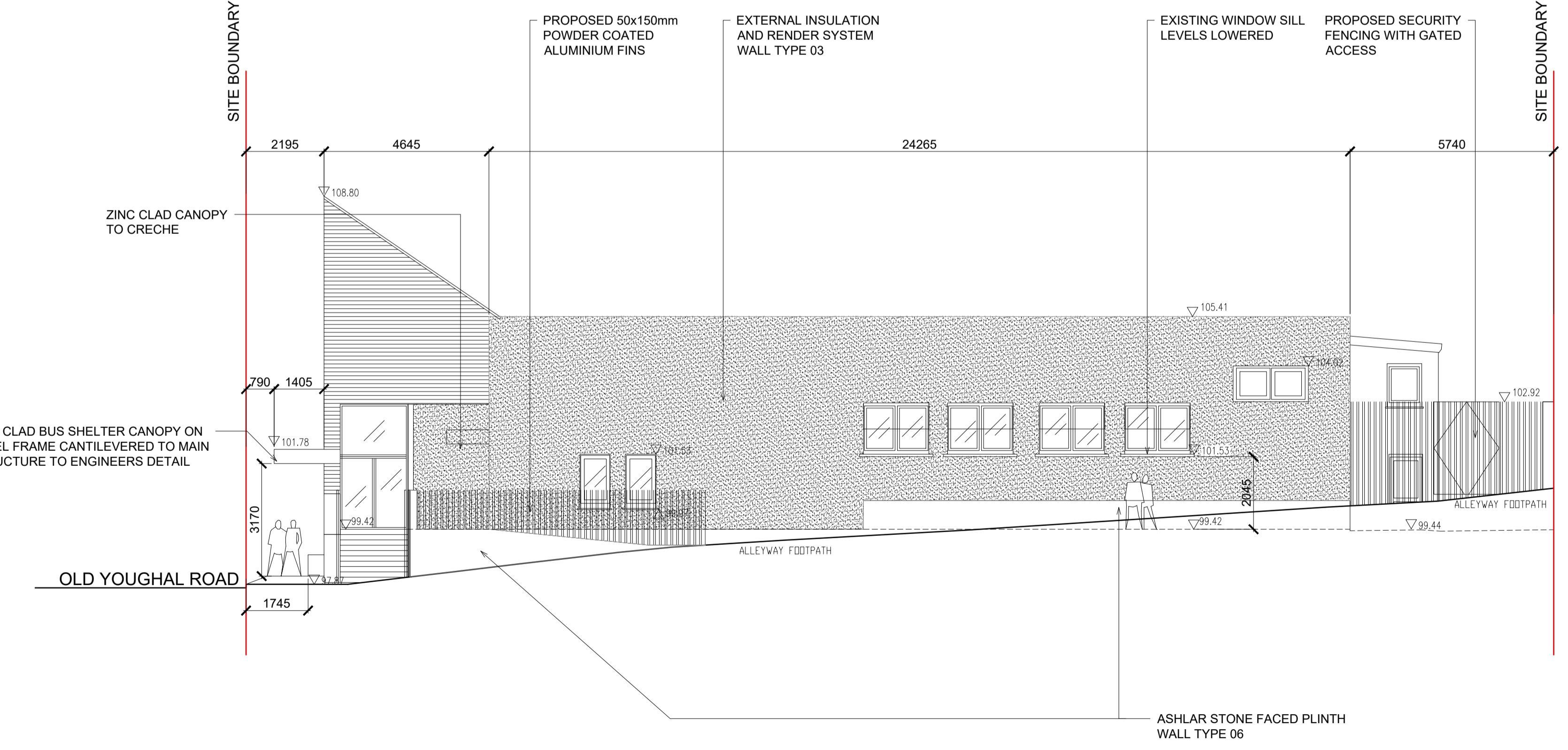
Telephone 021 4924335
 Facsimile 021 4924609
 E-mail city_architect@corkcity.ie

TONY DUGGAN, CITY ARCHITECT
 CORK CITY COUNCIL, CITY HALL, CORK



- Team Leader
- Project Architects
- Project Technicians
- Project Supervisor
- Quantity Surveyor
- Civil/Structural Consultant
- M & E Consultant
- Landscape Architect
- Fire Consultant

PROPOSED SOUTH / WEST ELEVATIONS	Scale	1 : 100 @ A1
	Date	15/04/2024
	Drawn By	COC
	Checked By	EMC
Plotties Ref. <small>H:\PROJECTS\CORK\LIBRARY\Main\Library & Community Centre\CAD\02_Planings\02_Plan18</small>		



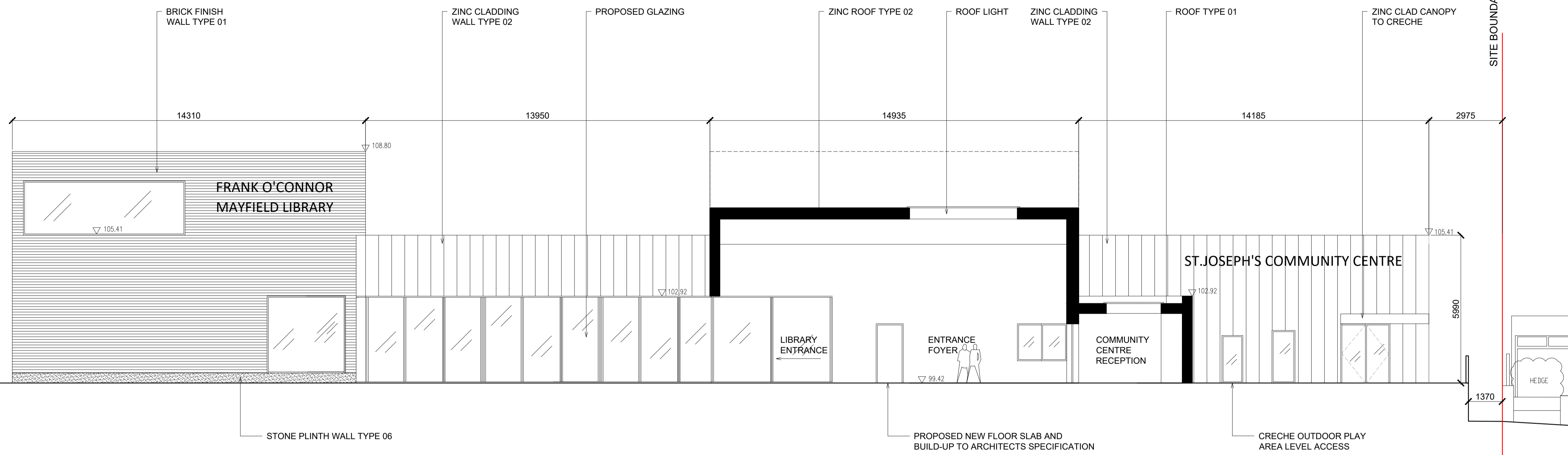
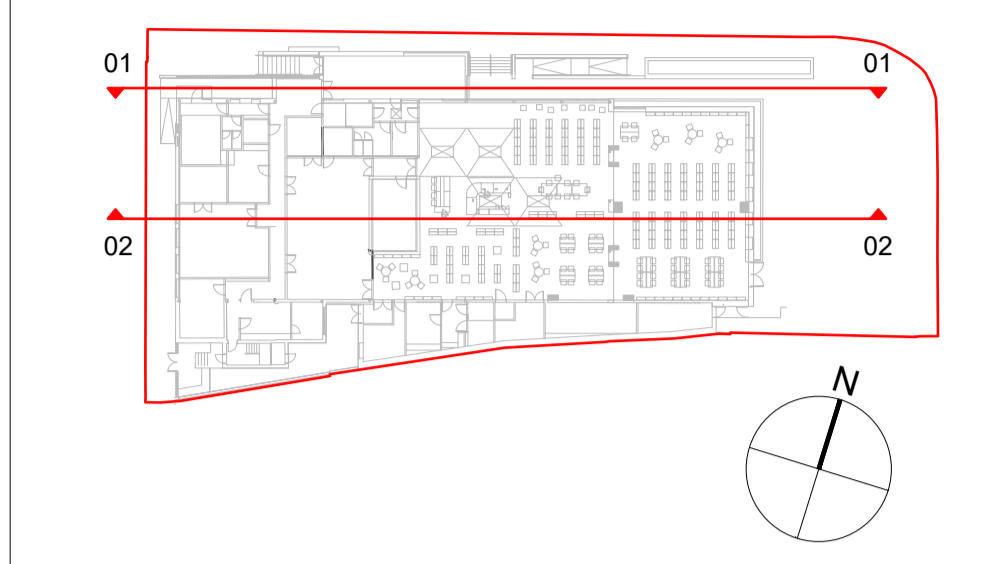
02 PROPOSED WEST ELEVATION
 S2_36 1:100

Drawing Status	Job No.	Drawing No.	Rev.
Part 8		S2_36	-

Project
MAYFIELD LIBRARY AND COMMUNITY CENTRE

Do not scale from drawings. Use dimensioned figure only.
 Contractor to check all dimensions on site.
 City Architect to be informed of any discrepancies before work proceeds.

Notes



01 SECTION A-A (THROUGH ENTRANCE FOYER)
 S2_37 1:100

* REFER TO CITY ARCHITECTS OUTLINE SPECIFICATION

Rev.	Description	Date

CITY ARCHITECT'S DEPARTMENT

Telephone 021 4924335
 Facsimile 021 4924609
 E-mail city_architect@corkcity.ie

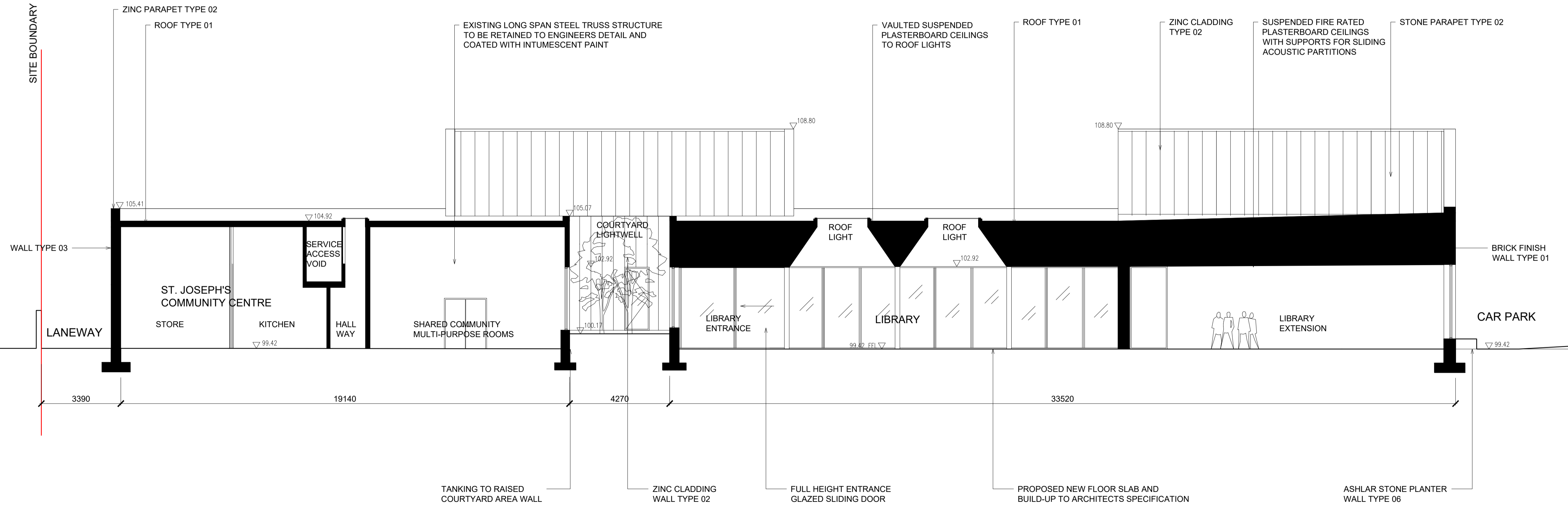
TONY DUGGAN, CITY ARCHITECT
 CORK CITY COUNCIL, CITY HALL, CORK

- Team Leader
- Project Architects
- Project Technicians
- Project Supervisor
- Quantity Surveyor
- Civil/Structural Consultant
- M & E Consultant
- Landscape Architect
- Fire Consultant

PROPOSED LONG SECTIONS	Scale	1 : 100 @ A1
	Date	15/04/2024
	Drawn By	COC
	Checked By	EMC
Plotfiles Ref.		H:\PROJECTS\CIVIL\DRAWINGS\Mayfield Library & Community Centre\CAD
		15/04/2024

Drawing Status	Job No.	Drawing No.	Rev.
Part 8		S2_37	-

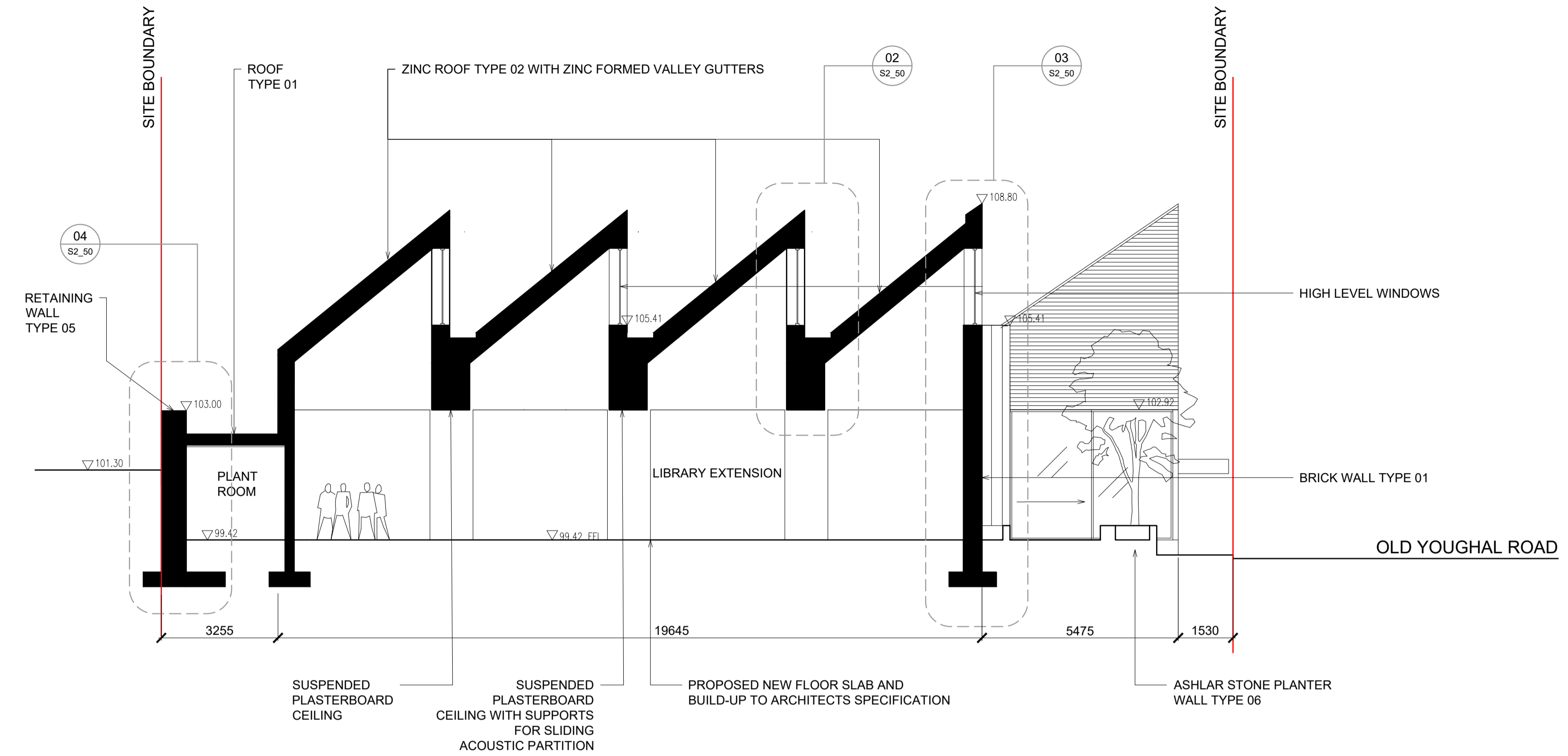
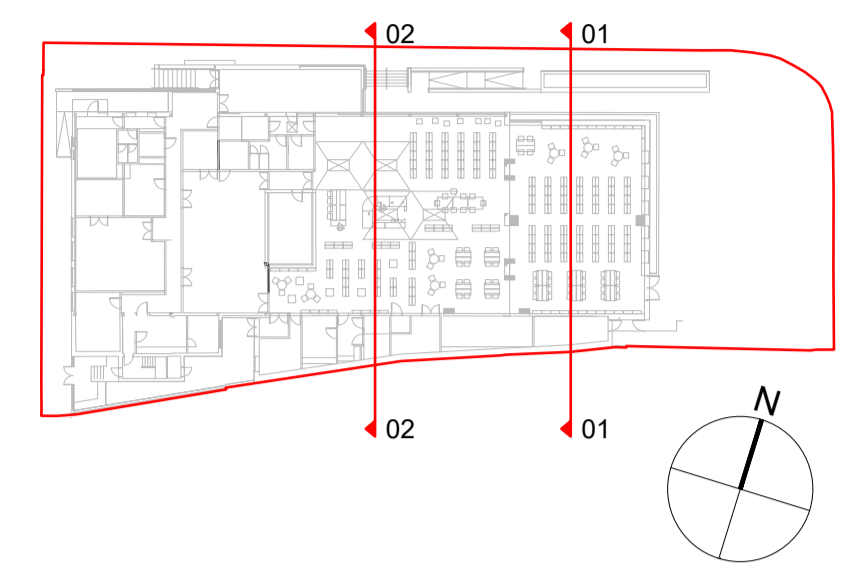
Project
MAYFIELD LIBRARY AND COMMUNITY CENTRE



02 SECTION B-B (LOOKING NORTH)
 S2_37 1:100

Do not scale from drawings. Use dimensioned figure only.
 Contractor to check all dimensions on site.
 City Architect to be informed of any discrepancies before work proceeds.

Notes



01 SECTION C-C (THROUGH NEW LIBRARY EXTENSION)
 S2_38 1:100

* REFER TO CITY ARCHITECTS OUTLINE SPECIFICATION

Rev.	Description	Date

CITY ARCHITECT'S DEPARTMENT

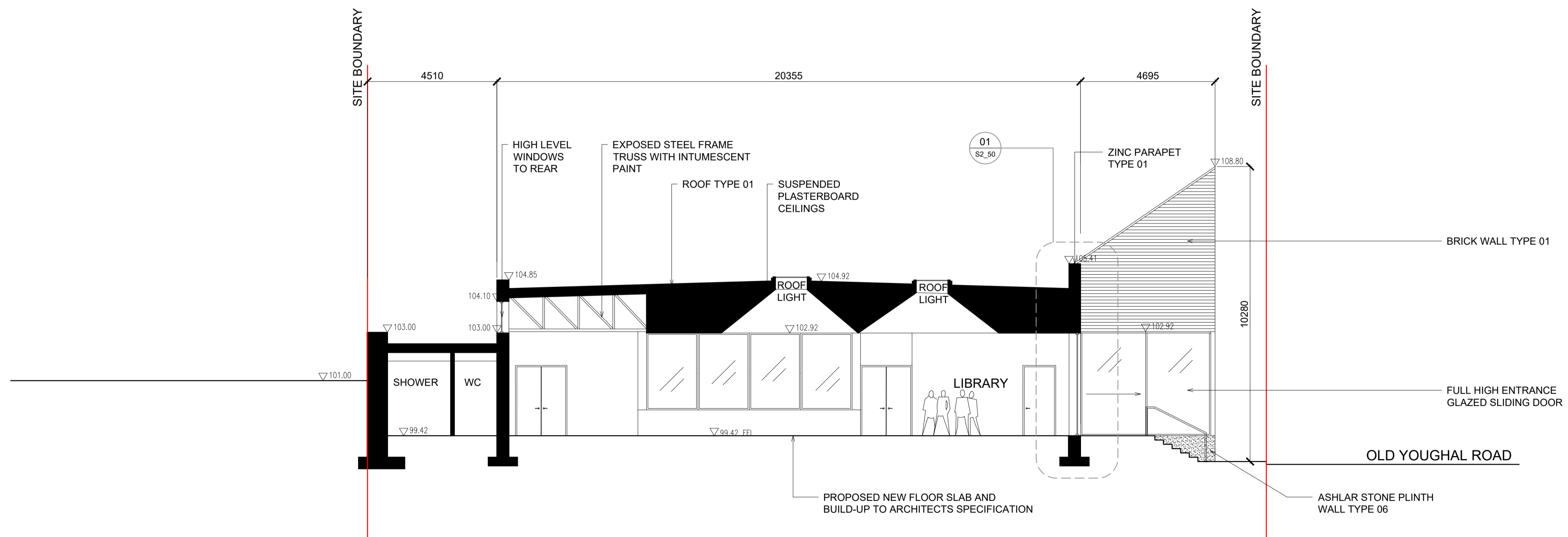
Telephone 021 4924335
 Facsimile 021 4924609
 E-mail city_architect@corkcity.ie

TONY DUGGAN, CITY ARCHITECT
 CORK CITY COUNCIL, CITY HALL, CORK



- Team Leader
- Project Architects
- Project Technicians
- Project Supervisor
- Quantity Surveyor
- Civil/Structural Consultant
- M & E Consultant
- Landscape Architect
- Fire Consultant

PROPOSED SHORT SECTIONS	Scale	1 : 100 @ A1
	Date	15/04/2024
	Drawn By	COC
	Checked By	EMC
Plottiles Ref.		H:\PROJECTS\CIVIL\DRAWINGS\MAYFIELD Library & Community Centre\CAD
		JLB/Planning/23/Part 8



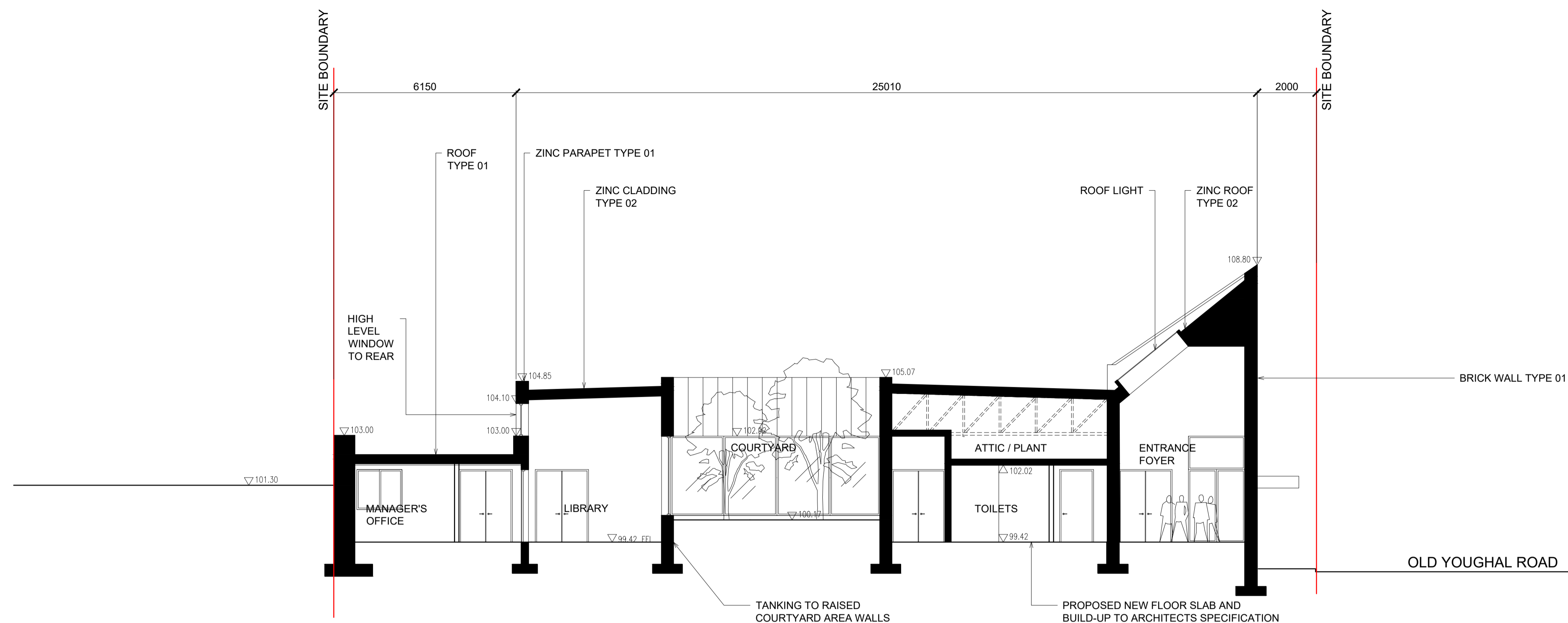
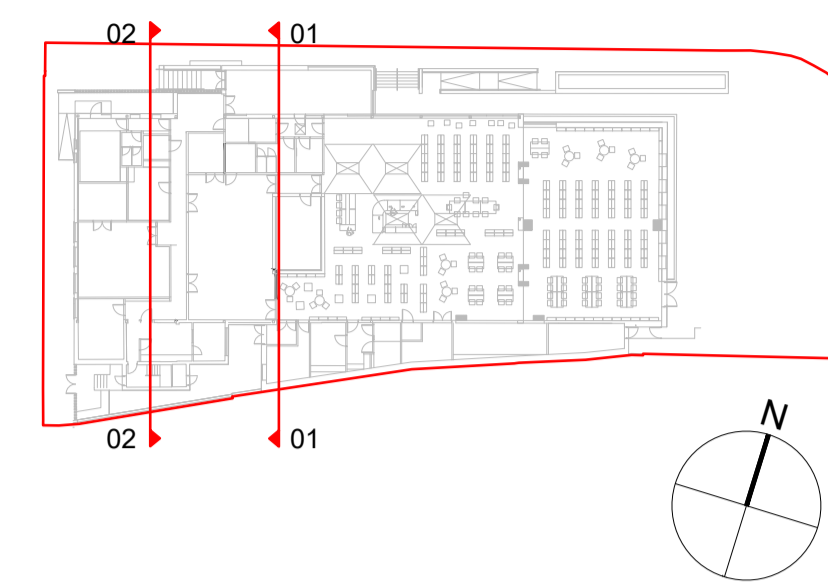
02 SECTION D-D (THROUGH LIBRARY)
 S2_38 1:100

Drawing Status	Job No.	Drawing No.	Rev.
Part 8		S2_38	-

Project
MAYFIELD LIBRARY AND COMMUNITY CENTRE

Do not scale from drawings. Use dimensioned figure only.
 Contractor to check all dimensions on site.
 City Architect to be informed of any discrepancies before work proceeds.

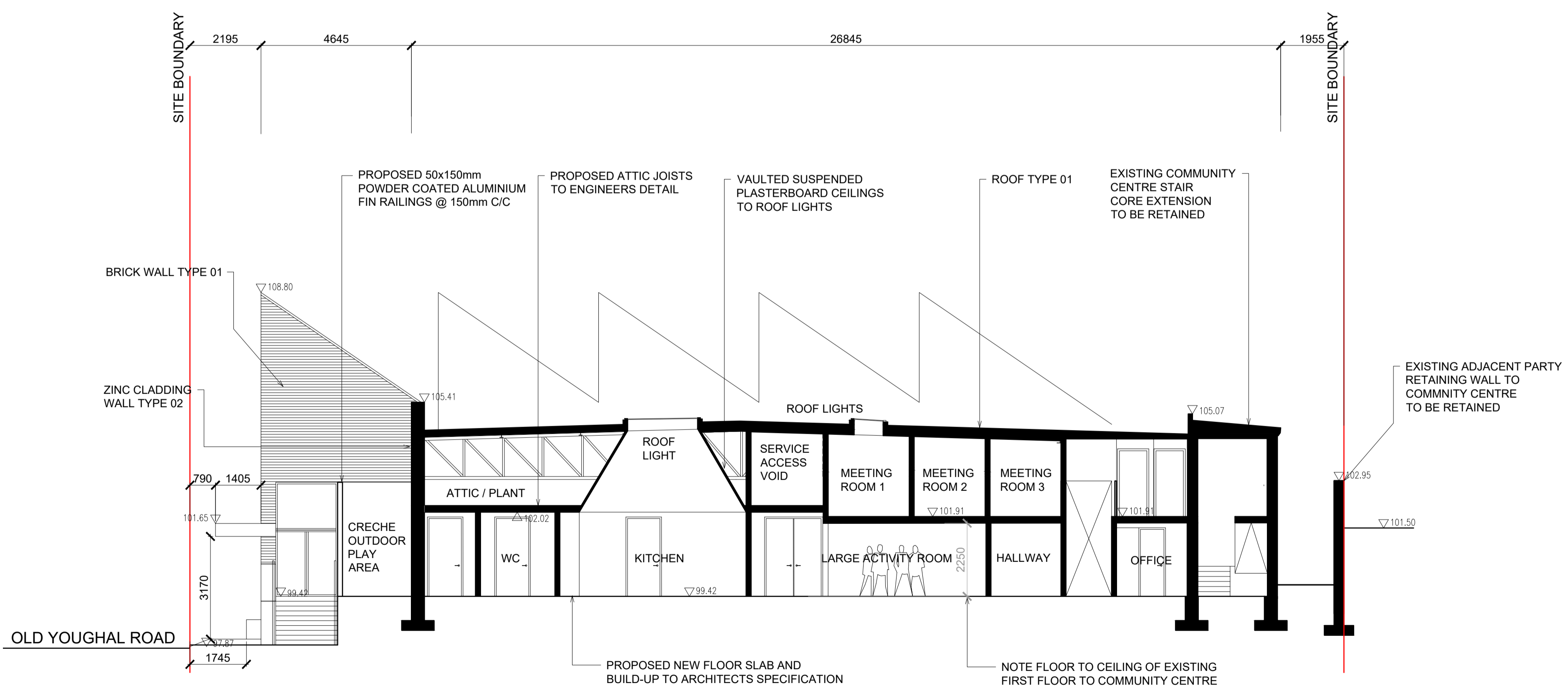
Notes



01 SECTION E-E (THROUGH COURTYARD AND ENTRANCE FOYER)
 S2_39 1:100

* REFER TO CITY ARCHITECTS
 OUTLINE SPECIFICATION

Rev.	Description	Date



02 SECTION F-F (THROUGH COMMUNITY CENTRE)
 S2_39 1:100

CITY ARCHITECT'S DEPARTMENT

Telephone 021 4924335
 Facsimile 021 4924609
 E-mail city_architect@corkcity.ie

TONY DUGGAN, CITY ARCHITECT
 CORK CITY COUNCIL, CITY HALL, CORK



- Team Leader
- Project Architects
- Project Technicians
- Project Supervisor
- Quantity Surveyor
- Civil/Structural Consultant
- M & E Consultant
- Landscape Architect
- Fire Consultant

Title PROPOSED SHORT SECTIONS	Scale	1 : 100 @ A1
	Date	15/04/2024
Plotfiles Ref. <small>H:\PROJECTS\COC\CD\BIM\BIM\Market Library & Community Centre\02</small>	Drawn By	COC
	Checked By	EMC

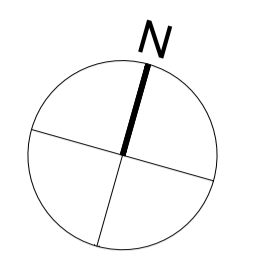
Drawing Status	Job No.	Drawing No.	Rev.
Part 8		S2_39	-

Project
MAYFIELD LIBRARY AND COMMUNITY CENTRE

Do not scale from drawings. Use dimensioned figure only.
Contractor to check all dimensions on site.
City Architect to be informed of any discrepancies before work proceeds.

Notes

 : PROPOSED TREE
 : SOFT LANDSCAPING
 : HARD LANDSCAPING
 : SOFT PLAY AREA




* REFER TO CITY ARCHITECTS
OUTLINE SPECIFICATION

Rev.	Description	Date

CITY ARCHITECT'S DEPARTMENT

Telephone 021 4924335
Facsimile 021 4924609
E-mail city_architect@corkcity.ie

TONY DUGGAN, CITY ARCHITECT
CORK CITY COUNCIL, CITY HALL, CORK

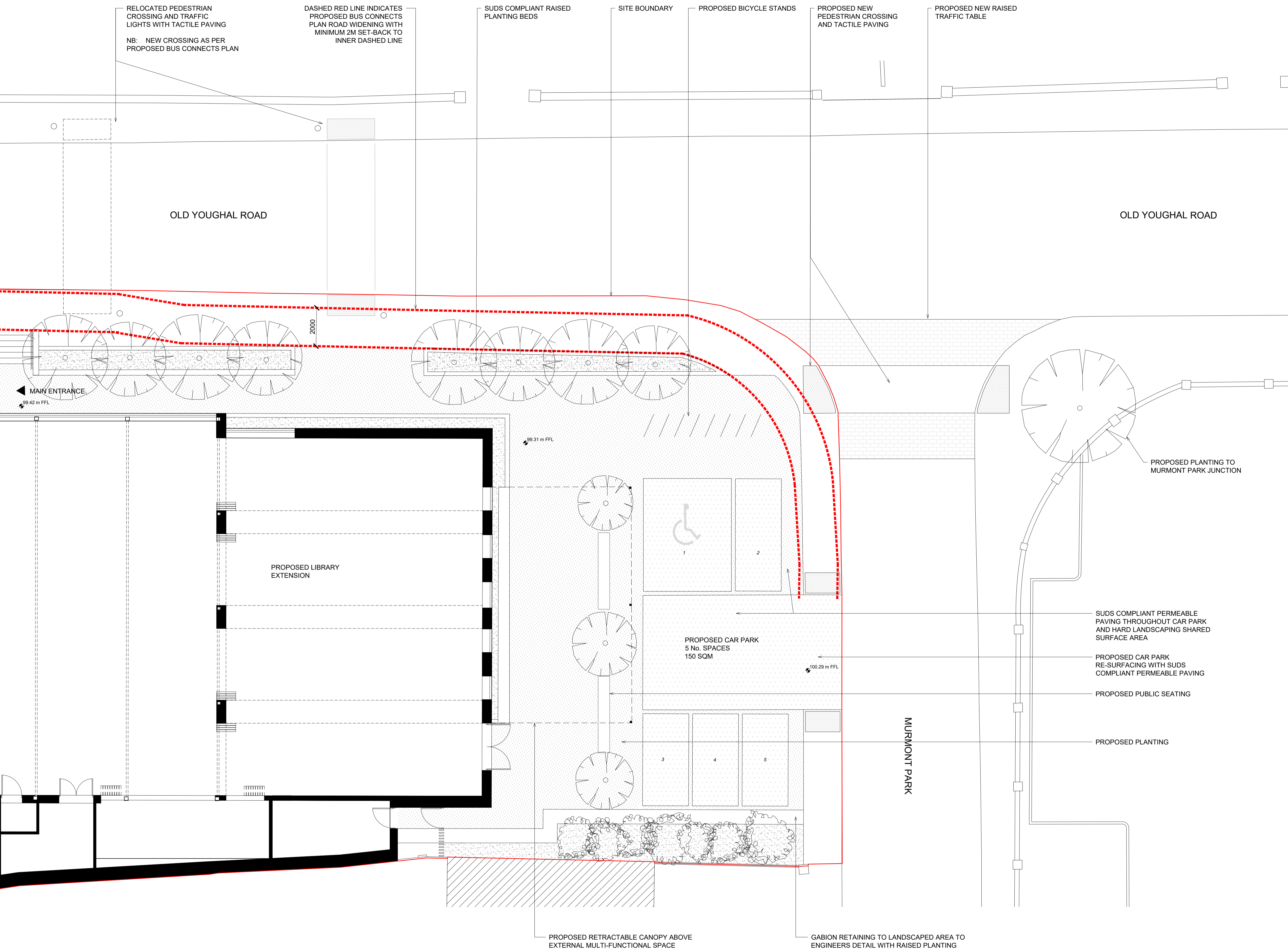


- Team Leader
- Project Architects
- Project Technicians
- Project Supervisor
- Quantity Surveyor
- Civil/Structural Consultant
- M & E Consultant
- Landscape Architect
- Fire Consultant

PROPOSED PLAZA LAYOUT PLAN	Scale	1 : 100 @ A1
	Date	15/04/2024
	Drawn By	COC
	Checked By	EMC
Plottiles Ref.		H:\PROJECTS\CIVIL\DRAWINGS\Mayfield Library & Community Centre\CAD
		JLB/Planning/23/Part 8

Drawing Status	Job No.	Drawing No.	Rev.
Part 8		S2_40	-

Project
MAYFIELD LIBRARY AND COMMUNITY CENTRE



01 PROPOSED PLAZA LAYOUT PLAN
S2_40 1:100

ROOF TYPE 01:
TORCH-ON BITUMEN ROOFING MEMBRANE (MOY MATERIALS PARALON OR EQUIV.) @ CIRCA 1.33 FALLS (AS PER EXISTING) ON MIN 100MM RIGID ROOF INSULATION ON VAPOUR CONTROL LAYER ON NEW METAL DECK FIXED TO EXISTING STEEL ROOF TRUSSES TO ENG. DETAIL ALLOW FOR REINFORCED ROOF ACCESS WALKWAYS & FALL ARREST SYSTEM

ROOF TYPE 01:
STANDING SEAM ZINC CLADDING ON BREATHER MEMBRANE ON 18mm PLYWOOD ON 50mm VENTILATED VOID FORMED BY 50X50mm TREATED TIMBER BATTENS @ 400mm C/C ON 15mm OSB SHEETING FIXED TO 50X50mm TREATED BATTENS @ 400mm C/C WITH 50mm PIR INSULATION BETWEEN ON STRUCTURAL FRAME TO ENGINEERS DETAIL - TO ALLOW FOR 150MM INSULATION BETWEEN PURLINS INTERNAL SKIMMED AND PAINTED DOUBLE SLABBED PLASTERBOARD (60 MINS FIRE RATED). ZINC FORMED VALLEY GULLEY'S LAID TO FALLS AS PER ARCH DWGS. ROOF FALL ARREST SYSTEM

ROOF TYPE 01:
STANDING SEAM ZINC CLADDING ON BREATHER MEMBRANE ON 18mm PLYWOOD ON 50mm VENTILATED VOID FORMED BY 50X50mm TREATED TIMBER BATTENS @ 400mm C/C ON 15mm OSB SHEETING FIXED TO 50X50mm TREATED BATTENS @ 400mm C/C WITH 50mm PIR INSULATION BETWEEN ON STRUCTURAL FRAME TO ENGINEERS DETAIL - TO ALLOW FOR 150MM INSULATION BETWEEN PURLINS INTERNAL SKIMMED AND PAINTED DOUBLE SLABBED PLASTERBOARD (60 MINS FIRE RATED). ZINC FORMED VALLEY GULLEY'S LAID TO FALLS AS PER ARCH DWGS. ROOF FALL ARREST SYSTEM

WALL TYPE 01:
IBSTOCK 'OLD BIRTLEY ENGLISH BUFF' OR EQUIVALENT OUTER LEAF 150mm CAVITY WITH 110mm RIGID INSULATION WITH SS WALL TIES STRUCTURAL INNER LEAF TO ENGINEERS DETAIL INTERNAL PLASTER FINISH

WALL TYPE 02:
STANDING SEAM ZINC CLADDING ON BREATHER MEMBRANE ON 18MM PLYWOOD ON 50mm VENTILATED VOID FORMED BY 50X50mm TREATED TIMBER BATTENS @ 400mm C/C ON 15mm OSB SHEETING FIXED TO 50X50mm TREATED BATTENS @ 400mm C/C WITH 50mm PIR INSULATION BETWEEN ON SECONDARY STRUCTURE FIXED TO EXISTING MAIN STEEL FRAME TO ENGINEERS DETAIL - ASSUMED TO BE SS STEEL PURLINS OR SIMILAR TO ALLOW FOR 150mm INSULATION BETWEEN PURLINS INTERNAL SKIMMED AND PAINTED DOUBLE SLABBED PLASTERBOARD (60 MINS FIRE RATED)

GLAZING:
Alu-clad double glazing to high level rear windows to library and roof lights.

GLAZING:
Alu-clad double glazing to high level rear windows to library and roof lights.

GLAZING:
Alu-clad security toughened laminated double glazing with glass protection foil to both sides to all proposed ground floor glazing.

GROUND FLOOR:
20mm LAMINATED HARDWOOD FLOATING FLOOR ON SEPARATING LAYER THROUGHOUT ON NEW CONCRETE SLAB TO ENG. DETAIL WITH 50MM RIGID PIR INSULATION TO FLOOR SLAB PERIMETER ON MIN 150mm RIGID FLOOR INSULATION ON RADON / DPC LAYER ON HARDWARE TO ENG. SPEC.

EXTERNAL HARD SURFACE :
LIMESTONE PAVING SETTS TO EXTERNAL HARD SURFACE LEVEL ACCESS AREAS. PERIMETER SLOT DRAINS TO LIBRARY OF GLAZING TO FRONT (NORTH) ELEVATION LEVEL ACCESS AREA AND ENTRANCE FOYER

SERVICES VOID

SUSPENDED PLASTERBOARD BULKHEAD

01 FRONT FAÇADE - LIBRARY (HIGH LEVEL)
S2_50 1:20

02 HIGH LEVEL CLERESTORY WINDOW
S2_50 1:20

EXTERNAL HARD SURFACE :
LIMESTONE PAVING SETTS TO EXTERNAL HARD SURFACE LEVEL ACCESS AREAS. PERIMETER SLOT DRAINS TO LIBRARY OF GLAZING TO FRONT (NORTH) ELEVATION LEVEL ACCESS AREA AND ENTRANCE FOYER

GROUND FLOOR:
20mm LAMINATED HARDWOOD FLOATING FLOOR ON SEPARATING LAYER THROUGHOUT ON NEW CONCRETE SLAB TO ENG. DETAIL WITH 50MM RIGID PIR INSULATION TO FLOOR SLAB PERIMETER ON MIN 150mm RIGID FLOOR INSULATION ON RADON / DPC LAYER ON HARDWARE TO ENG. SPEC.

ROOF TYPE 01-A:
TORCH-ON BITUMEN ROOFING MEMBRANE (MOY MATERIALS PARALON OR EQUIV.) @ CIRCA 1.33 FALLS (AS PER EXISTING) ON MIN 100MM RIGID ROOF INSULATION ON VAPOUR CONTROL LAYER ON 125mm C30 CONCRETE ON NEW METAL DECK FIXED TO NEW STEEL ROOF BEAMS TO ENG. SPEC. ALLOW FOR REINFORCED ROOF ACCESS WALKWAYS & FALL ARREST SYSTEM

WALL TYPE 05:
NEW 215mm BLOCK ON FLAT INTERNAL SUPPORT WALL. 150MM CAVITY AND DRAINAGE LINER TANKED TO ENG. SPEC. ALLOWING FOR 110mm RIGID INSULATION TO NEW 300mm RC BOUNDARY RETAINING WALL INSTALLED IN 1.5M HIT & MISS SECTIONS.

GROUND FLOOR:
20mm LAMINATED HARDWOOD FLOATING FLOOR ON SEPARATING LAYER THROUGHOUT ON NEW CONCRETE SLAB TO ENG. DETAIL WITH 50MM RIGID PIR INSULATION TO FLOOR SLAB PERIMETER ON MIN 150mm RIGID FLOOR INSULATION ON RADON / DPC LAYER ON HARDWARE TO ENG. SPEC.

SITE BOUNDARY

04 REAR BOUNDARY RETAINING WALL
S2_50 1:20

03 FRONT FAÇADE OF NEW EXTENSION
S2_50 1:20

NOTES:

- REFER TO S2_38 - PROPOSED SHORT SECTIONS FOR DETAIL LOCATIONS
- REFER TO ARCHITECTS OUTLINE SPECIFICATION

Do not scale from drawings. Use dimensioned figure only. Contractor to check all dimensions on site. City Architect to be informed of any discrepancies before work proceeds.


Notes

* REFER TO CITY ARCHITECTS OUTLINE SPECIFICATION

Rev.	Description	Date

CITY ARCHITECT'S DEPARTMENT

Telephone 021 4924335
Facsimile 021 4924609
E-mail city_architect@corkcity.ie



TONY DUGGAN, CITY ARCHITECT
CORK CITY COUNCIL, CITY HALL, CORK

Team Leader
Project Architects
Project Technicians
Project Supervisor
Quantity Surveyor
Civil/Structural Consultant
M & E Consultant
Landscape Architect
Fire Consultant

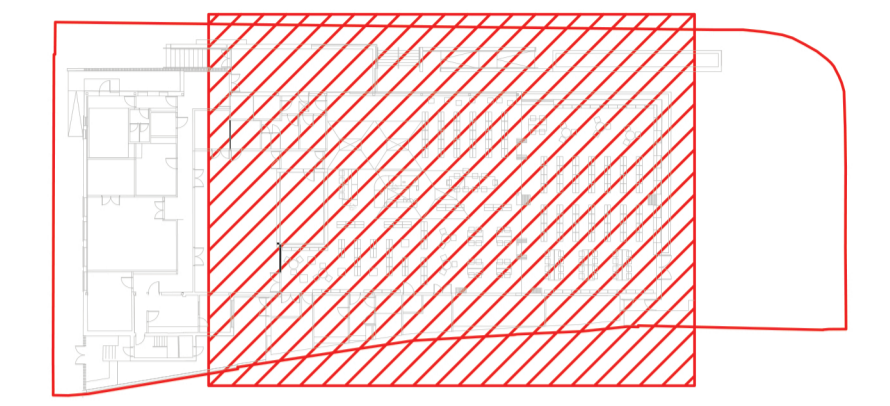
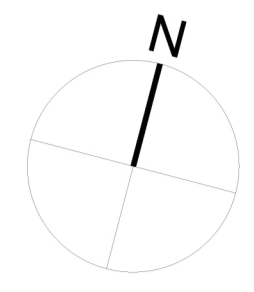
PROPOSED DETAIL SECTIONS	Title	Scale	1:20 @ A1
		Date	15/04/2024
		Drawn By	EMC, KB
		Checked By	EMC
	Plotfiles Ref.	H:\PROJECTS\CIVIL\BRIAN\Mayfield Library & Community Centre\CAD\1:20\Plotfiles\03-Part 8	

Drawing Status	Job No.	Drawing No.	Rev.
Part 8		S2_50	-

Project
MAYFIELD LIBRARY AND COMMUNITY CENTRE

Do not scale from drawings. Use dimensioned figure only.
 Contractor to check all dimensions on site.
 City Architect to be informed of any discrepancies before work proceeds.

Notes




**NB:
 INDICATIVE LIBRARY
 FITTED AND
 LOOSE FURNITURE
 SUBJECT TO FUTURE
 PROCURMENT PACKAGES**

Rev.	Description	Date

CITY ARCHITECT'S DEPARTMENT

Telephone 021 4924335
 Facsimile 021 4924609
 E-mail city_architect@corkcity.ie

TONY DUGGAN, CITY ARCHITECT
 CORK CITY COUNCIL, CITY HALL, CORK



Team Leader
 Project Architects
 Project Technicians
 Project Supervisor
 Quantity Surveyor
 Civil/Structural Consultant
 M & E Consultant
 Landscape Architect
 Fire Consultant

Title	Scale	1:100 @ A1
PROPOSED LIBRARY LAYOUT PLAN	Date	03/03/2024
	Drawn By	COC
	Checked By	EMC
Plottiles Ref.	H:\PROJECTS\CORK ARCHITECTS\BIBLIOTHÈQUE\Library & Community Centre\CAD\03_Planing\3 Part 8	

Drawing Status	Job No.	Drawing No.	Rev.
Part 8		S2_60	-

Project
MAYFIELD LIBRARY AND COMMUNITY CENTRE



Hollyhill Library CCAD - Reception Desk



Hollyhill Library CCAD - Temporary Exhibition



Hollyhill Library CCAD - Adult Reading Area



Tory Top Library CCAD - Wall Mounted Shelving / Recessed Window Seats



Hollyhill Library CCAD - Childrens Area



Hollyhill Library CCAD - Childrens Area



Hollyhill Library CCAD - Study Area / IT

**NB:
 PRECEDENT IMAGES FROM PREVIOUS
 CORK CITY ARCHITECTS DELIVERED
 LIBRARIES AT HOLLYHILL & TORY TOP**