PLATE BEARING TESTS TO BE CARRIED OUT BY THE CONTRACTOR AT FORMATION LEVEL TO ESTABLISH CBR VALUE ON SITE. 450x450 PLATE BEARING TESTS TO BE CARRIED OUT AT 15m X 15M GRID CENTERS GRID ALONG PROPOSED ROAD. PLATE BEARING TESTS REQUIRED AT 5m CENTERS, 280mm BELOW FINISHED LEVELS - RESULTS TO BE SUBMITTED TO THE ENGINEER FOR REVIEW AND APPROVAL PRIOR TO EXCAVATION TO FORMATION LEVEL - GRANULAR MATERIAL MAY NOT BE REQUIRED BASED ON THE RESULTS OF THE PLATE BEARING TESTS

BUILD UP DETAIL SUITABLE FOR LOCATIONS WHERE CBR TEST RESULTS = <2%

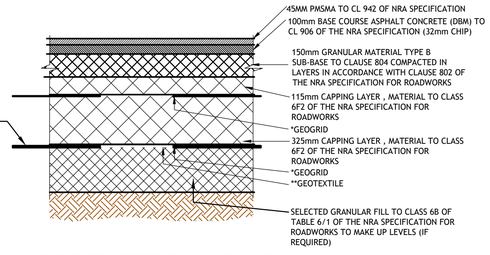

* GEOGRID TO BE THRACE TG3030S OR APPROVED EQUIVALENT
** GEOTEXTILE TO BE THRACE PB1000 OR APPROVED EQUIVALENT
\- ALL OTHER MATERIALS TO BE AS PER THIS DRAWING & PUNCH SPECIFICATION

ROAD BUILD-UP (TYPE A)
SCALE 1:20

BUILD UP DETAIL SUITABLE FOR LOCATIONS WHERE CBR TEST RESULTS = 2% OR GREATER

PLATE BEARING TESTS TO BE CARRIED OUT BY THE CONTRACTOR AT FORMATION LEVEL TO ESTABLISH CBR VALUE ON SITE. 450x450 PLATE BEARING TESTS TO BE CARRIED OUT AT 15m X 15M GRID CENTERS GRID ALONG PROPOSED ROAD. PLATE BEARING TESTS REQUIRED AT 5m CENTERS, 280mm BELOW FINISHED LEVELS - RESULTS TO BE SUBMITTED TO THE ENGINEER FOR REVIEW AND APPROVAL PRIOR TO EXCAVATION TO FORMATION LEVEL - GRANULAR MATERIAL MAY NOT BE REQUIRED BASED ON THE RESULTS OF THE PLATE BEARING TESTS

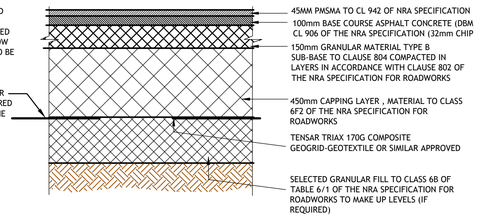

ROAD BUILD-UP (TYPE B)
SCALE 1:20

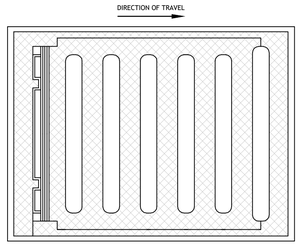

GULLY GRATING DETAIL RCD 500/16
NOT TO SCALE

NOTES:

ALL DIMENSIONS IN mm UNLESS OTHERWISE STATED

GULLY GRATING TO COMPLY WITH IS EN 124

GULLY GRATING TO BE PROVIDED WITH A LOCKING DEVICE

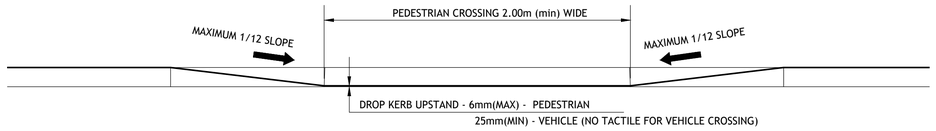

TYPICAL ELEVATION OF DROPPED KERB (DK)
N.T.S

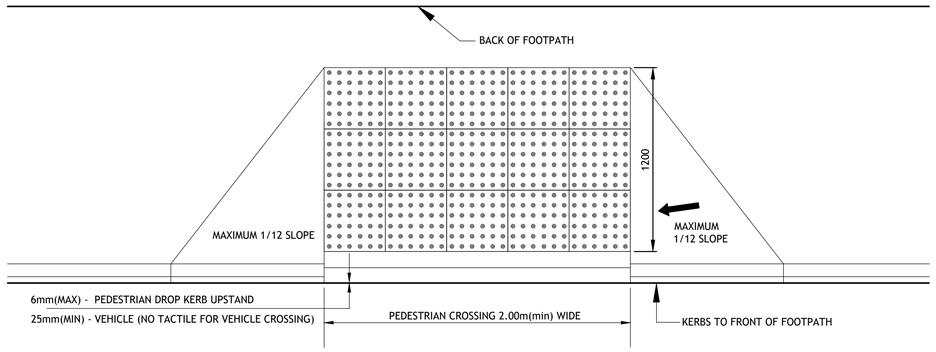

TYPICAL PLAN OF DROP KERB (DK)
N.T.S

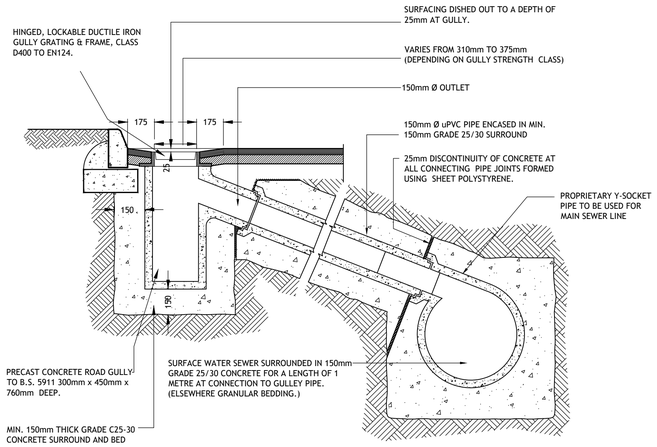

FOR STRENGTH CLASS OF GULLY REFER TO EN 124 : 2015, CLAUSE 5

NOTE 1 : PLACE OF INSTALLATION & FIGURES 9A AND 9B PROPRIETARY FITTINGS TO BE USED ON ALL PIPEWORK CONNECTIONS

NOTE 2 :
GROUP 1 - MIN. CLASS A15 GROUP 4 - MIN. CLASS D400
GROUP 2 - MIN. CLASS B125 GROUP 5 - MIN. CLASS E600
GROUP 3 - MIN. CLASS C250 GROUP 6 - MIN. CLASS F900

PRECAST CONCRETE GULLY IN MACADAM AREA
SCALE 1:20

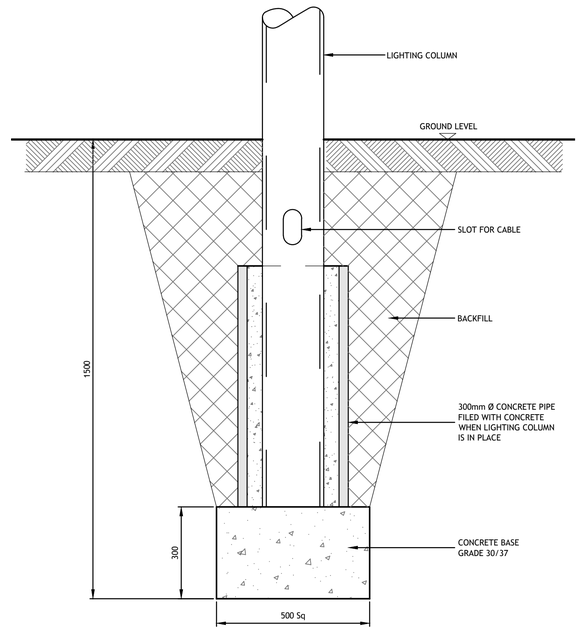

LIGHTING/BEACON/CCTV COLUMN BASE DETAIL
SCALE 1:10

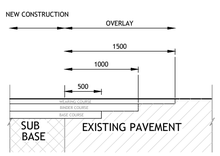

NOTE 100°C HOT BITUMEN BINDER 50 PEN OR COLD THIOTROPIC BITUMEN 50-70 PEN TO BE APPLIED TO ALL VERTICAL CUTS IN ACCORDANCE WITH BS 594 PRIOR TO THE APPLICATION OF BITUMEN MACADAM. JOINTS TO BE SEALED WITH HOT BITUMEN. THE BITUMEN SEALANT SHALL NOT EXCEED 3mm DEPTH AND A WIDTH OF 40mm.

TRANSITION DETAIL - EXISTING TO PROPOSED MACADAM ROAD
SCALE 1:25

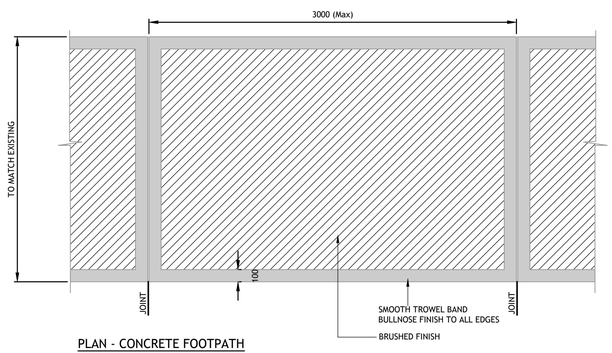

PLAN - CONCRETE FOOTPATH
SCALE 1:25

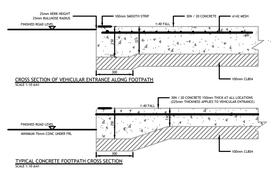

© Punch Consulting Engineers

This drawing and any design hereon is the copyright of the Consultants and must not be reproduced without their written consent.
All drawings remain the property of the Consultants.
Figured dimension only to be taken from this drawing.
Consultants to be informed immediately of any discrepancies before work proceeds.

COLOUR DRAWING ☒

Date Drawn:	2018-10-05
Drawn By:	COLIN O'SULLIVAN
Date Issued:	2018-10-05
Issued By:	COLIN O'SULLIVAN

SYSTEM CERTIFICATION BMTRADA ISO 14001 · SYSTEM CERTIFICATION BMTRADA ISO 9001 · SYSTEM CERTIFICATION BMTRADA OHSAS 18001

Rev	Amendment	By	Date

Client:

HG CONSTRUCTION
-

Job: REDEMPTION ROAD, BLACKPOOL, CORK
Title: PROPOSED CONSTRUCTION DETAILS SHEET 1

PUNCH consulting engineers
Dublin|Limerick|Cork|Galway|Glasgow
Copley Hall, Cotters Street, Cork, T12 XF59
IRL: +353 21 462 4000 www.punchconsulting.com

Stage: PLANNING
Scale @ A1: AS SHOWN
Technician Check: TIM CROWLEY
Engineer Check: ALAN CASHMAN
Approved: CIAN MURPHY
Drawing No: 184-109-008
Rev: PL0