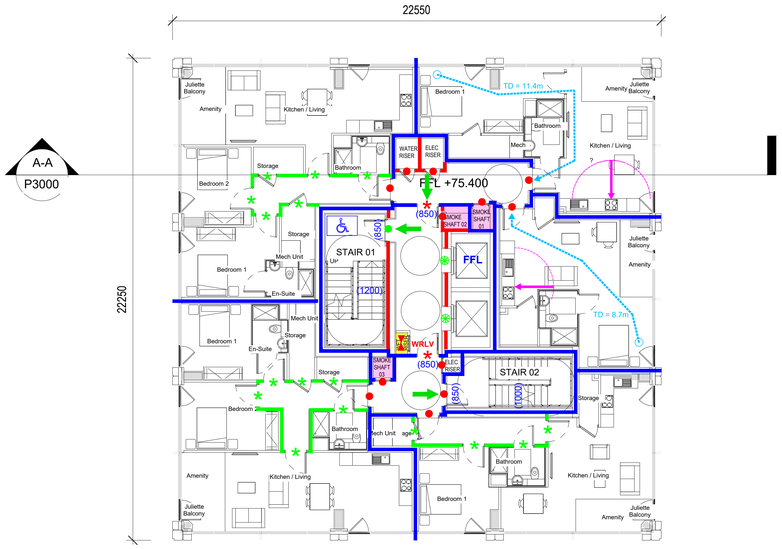

1 **Level 22 - Floor Layout Plan**
1 : 100

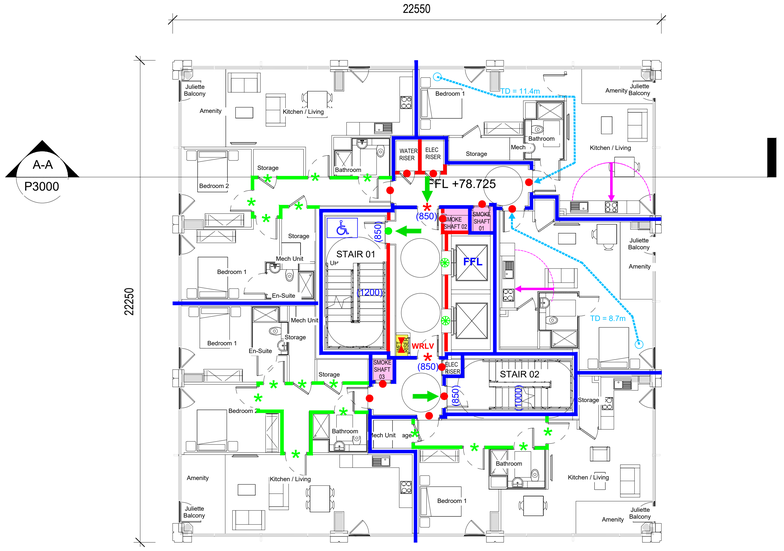

2 **Level 23 - Floor Layout Plan**
1 : 200

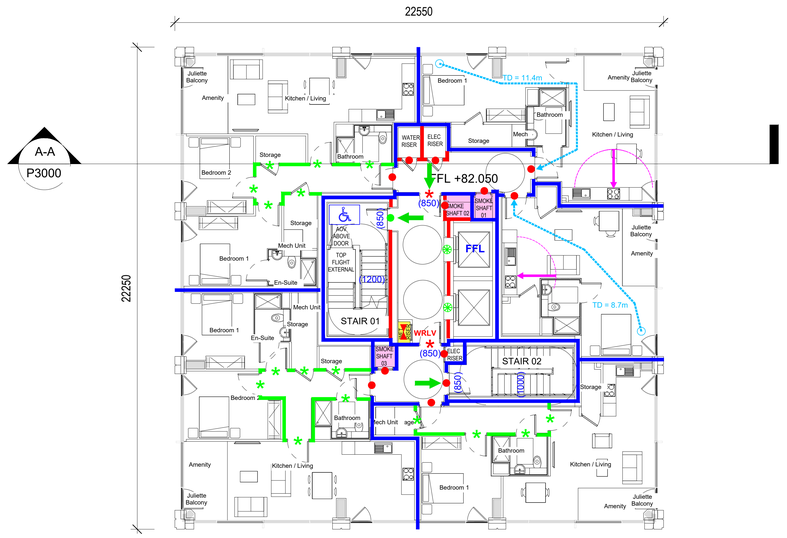

3 **Level 24 - Floor Layout Plan**
1 : 100

LEGEND

Compartment wall/floor achieving 240 minutes fire resistance rating (stability, integrity and insulation) in accordance with BS 476 : Part 8/20-24 (or REI240 rating when tested to the relevant European standard and subject to the method of exposure set out in Table A1 of the Technical Guidance Document B 2020 and in the case of a wall is to extend full storey height.

Compartment wall/floor achieving 120 minutes fire resistance rating (stability, integrity and insulation) in accordance with BS 476 : Part 8/20-24 (or REI120 rating when tested to the relevant European standard and subject to the method of exposure set out in Table A1 of the Technical Guidance Document B 2020 and in the case of a wall is to extend full storey height.

Compartment wall/floor achieving 60 minutes fire resistance rating (stability, integrity and insulation) in accordance with BS 476 : Part 8/20-24 (or REI60 rating when tested to the relevant European standard and subject to the method of exposure set out in Table A1 of the Technical Guidance Document B 2020 and in the case of a wall is to extend full storey height.

Fire resisting wall/partition achieving 30 minutes fire resistance rating (stability, integrity and insulation) in accordance with BS476 : Part 8 /20-24 and relevant recommendations of Appendix A of Technical Guidance Document B with uninsulated glazed elements confined to the locations identified in Table A4 of Technical Guidance Document except in the case of apartments where the limits in Table 1 of BS9991: 2011 Part 1 : 1990 are to apply instead. Fire rated walls/partitions to be either
(i) carried up above ceiling level or down below raised access floors to the soffit/top of the floor construction or the roof soffit level as appropriate or
(ii) cavity barriers are to be installed in the ceiling void or underfloor void on the line of fire rated partitions or
(iii) are to be continuated, throughout the compartment, to a specification achieving the same fire resistance rating (integrity and insulation) in accordance with Item 17 of Table A1 of Technical Guidance Document B.

Fire resisting doorset to have not less than 60 minutes integrity rating in accordance with BS476: Part: 8/20-22 or E60 rating when tested in accordance with the relevant European standard. The doorset to be fitted with cold smoke seals achieving a leakage rate not exceeding 3m2/m/hour (head and jambs) when tested at 25Pa under BS 476 : Section 31.1 or achieve an Sa classification when tested to I.S. EN 1634-3:2004. Doorset to be fitted with an automatic self closing door which is capable of closing the door from any angle and against any latch fitted to the door.

Fire resisting doorset to have not less than 60 minutes integrity rating in accordance with BS476: Part: 8/20-22 or E60 rating when tested in accordance with the relevant European standard. Doorset to be fitted with an automatic self closing door which is capable of closing the door from any angle and against any latch fitted to the door.

Fire resisting doorset to have not less than 30 minutes integrity rating in accordance with BS476: Part: 8/20-22 or E30 rating when tested in accordance with the relevant European standard. The doorset to be fitted with cold smoke seals achieving a leakage rate not exceeding 3m2/m/hour (head and jambs) when tested at 25Pa under BS 476 : Section 31.1 or achieve an Sa classification when tested to I.S. EN 1634-3:2004. Doorset to be fitted with an automatic self closing door which is capable of closing the door from any angle and against any latch fitted to the door.

Fire resisting doorset to have not less than 60 minutes integrity and insulation rating in accordance with BS476: Part: 8/20-22 or E/I60 rating when tested in accordance with the relevant European standard. The doorset to be fitted with cold smoke seals achieving a leakage rate not exceeding 3m2/m/hour (head and jambs) when tested at 25Pa under BS 476 : Section 31.1 or achieve an Sa classification when tested to I.S. EN 1634-3:2004. Doorset to be fitted with an automatic self closing door which is capable of closing the door from any angle and against any latch fitted to the door.

Fire resisting doorset to have not less than 30 minutes integrity and insulation rating in accordance with BS476: Part: 8/20-22 or E/I30 rating when tested in accordance with the relevant European standard. Doorset to be fitted with an automatic self closing door which is capable of closing the door from any angle and against any latch fitted to the door.

Fire resisting lift landing door achieving not less than 30 minutes integrity rating in accordance with BS 476: Part 8/20-22.

Disabled refuge space (min 1400mm/900mm) in accordance with BS 9999.

(XXXX) Dimensions refer to:
a) minimum aggregate openable clear width of doors; or
b) clear width of stairway measured between finished surface of walls or other-fixed obstructions (such as protruding columns) at shoulder level, subject to handrails not intruding more than 100mm or skirtings not intruding more than 30mm into the measured width;
c) clear width of stairway measured between walls or balustrades subject to handrails intruding not more than 100mm or stringers not intruding more than 30mm into the clear width.

Blue text i.e. (XXX)

Indicates designated exits / direction of escape.

Travel Distance in meters.

FFL Firefighting lift conforming with relevant recommendations of BS 9999 and BSEN 81-72:2020. The lift car shall be a minimum size of 1100mm wide by 1400mm deep with a rated load of 630kg. The method of rescue of fire-fighters should they become trapped in the lift car is assumed to form outside the car using the fire services portable ladders.

WRLV Landing valve on wet rising fire main conforming with IS 391 : 2020.

WRTI Inlet to replenish wet riser tank.

Riser fire stopped at floor level to rating of the floor.

Shading denotes area outside the scope of this application.

Mechanically Ventilated Smoke Shaft.

1800 1.8m separation distance from main kitchen cooking appliance.

N

FSC Application

Rev.	Description	Date
A	MINOR AMENDMENTS	02.05.2024

Michael Slattery Associates
Fire Safety Engineers
www.msa.ie
19 Windsor Place
Lower Pembroke Place
Dublin 2, Ireland
Tel: +353(1)6765713
Fax: +353(1)6785247
> Building Design & Construction
> Fire Engineering Design
> Event Safety & Management
> Building Fire Safety Management
> Disabled Access Consultancy
> Computer Modelling

Project	ALBERT QUAY FIRE SAFETY CERTIFICATE		
Title	TWENTY-TWO, TWENTY-THREE, TWENTY-FOUR FLOOR PLAN LEVEL 22, 23 & 24		
Scale	1:100 @ A0	Job No	18446-3
Date	11.03.2024	Dwg No	18446-3-18-FSC
Checked By		Rev	A