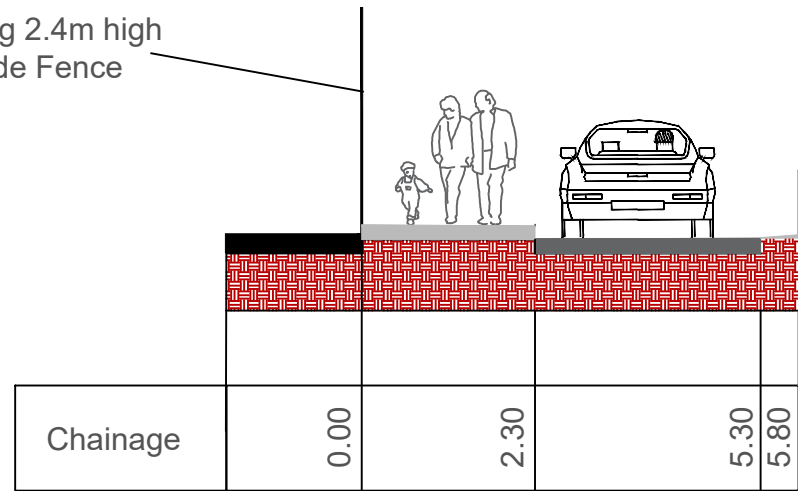


Existing 2.4m high Palisade Fence

Existing Boundary Wall with Palisade Fence

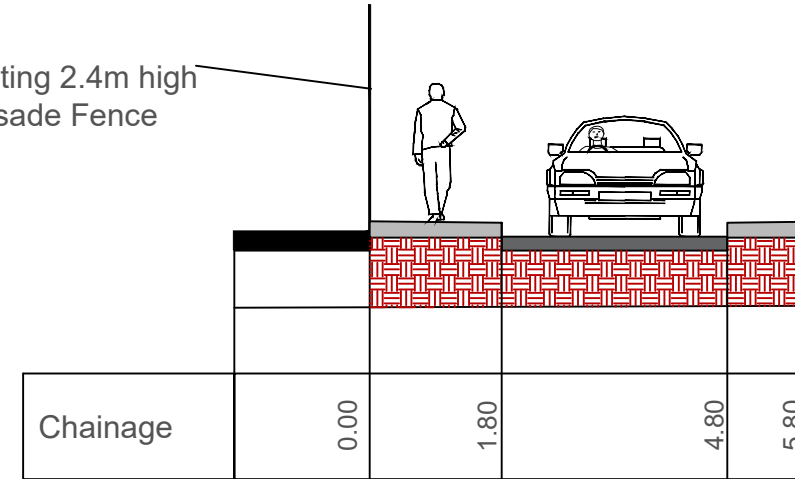


Cross-Section A-A

**Cross Section A-A**  
Single Lane Working Chicane on Half Moon Lane

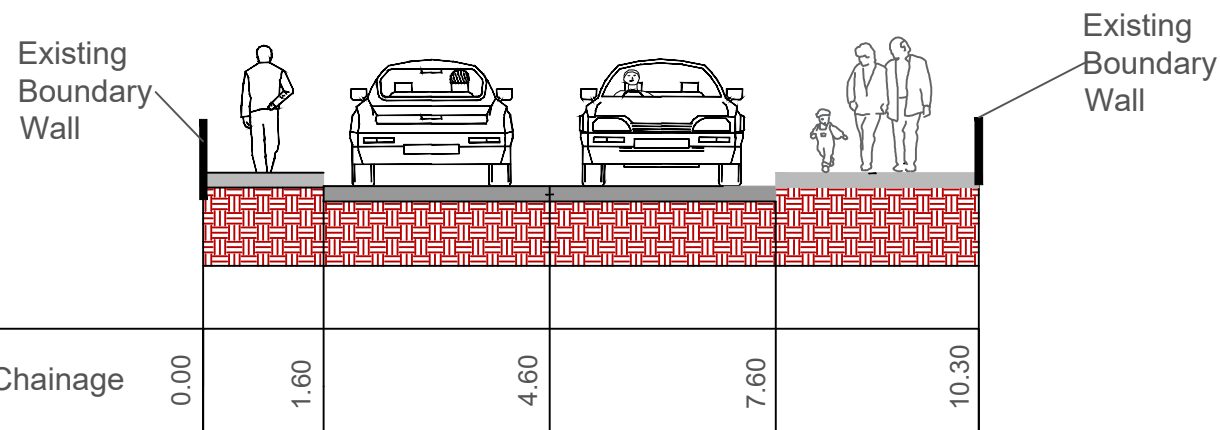
Existing 2.4m high Palisade Fence

Existing Boundary Wall with Palisade Fence



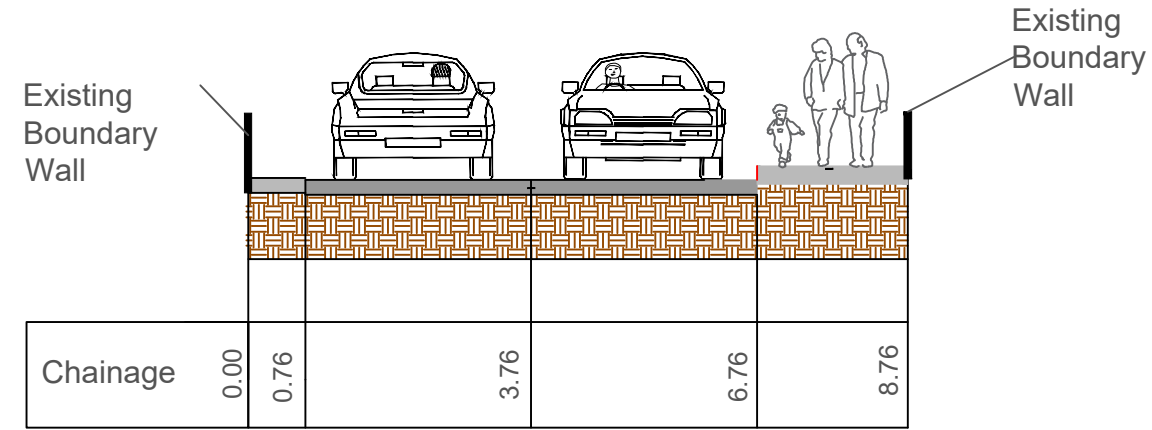
Cross-Section B-B

**Cross Section B-B**  
Single Lane Working Chicane on Half Moon Lane



Cross-Section C-C

**Cross Section C-C**  
Two-Way Carriageway on South Douglas Road



Cross-Section D-D

**Cross Section D-D**  
Two-Way Carriageway on South Douglas Road

**NOTES:**  
All dimensions in metres.  
Do not scale from drawing.  
For any discrepancies found please consult with design office.  
This drawing should be read in conjunction with all contract drawings, documents and specifications.

Rev	By	Date	Description
A	GW	29/06/20	Additional section view added

**Drawing Status:** Part 8 Planning  
NOT CERTIFIED FOR CONSTRUCTION

**Project Title:** Half Moon Lane Upgrade Works

**Drawing Title:** Proposed Layout Cross Sections

**Client:**  


**M.H.L. & Associates Ltd.**  
Consulting Engineers  
Carrig Mór House,  
10 High Street,  
Douglas Road,  
Cork  
Tel: 021-4840214  
Fax: 021-4840215  
E-Mail: info@mhl.ie

**Designed:** JD **Drawn:** GW **Checked:** KM

**Scale:** 1:50 @ A1 **Date:** June 2020

**Job No:** 20049RD **Drawing No:** HMLUW\_PLXS\_P01 **Revision:** A