



Do not scale from drawings. Use dimensioned figure only.  
 Contractor to check all dimensions on site.  
 City Architect to be informed of any discrepancies before work proceeds.

Notes

 ELIZABETH FORT BOUNDARY LINE

Rev.	Description	Date

**CITY ARCHITECT'S DEPARTMENT**  
 Telephone 021 4924335  
 Facsimile 021 4924609  
 E-mail city\_architect@corkcity.ie  
 TONY DUGGAN, CITY ARCHITECT  
 CORK CITY COUNCIL, CITY HALL, CORK

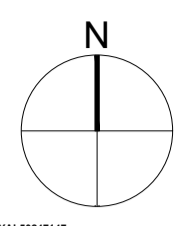
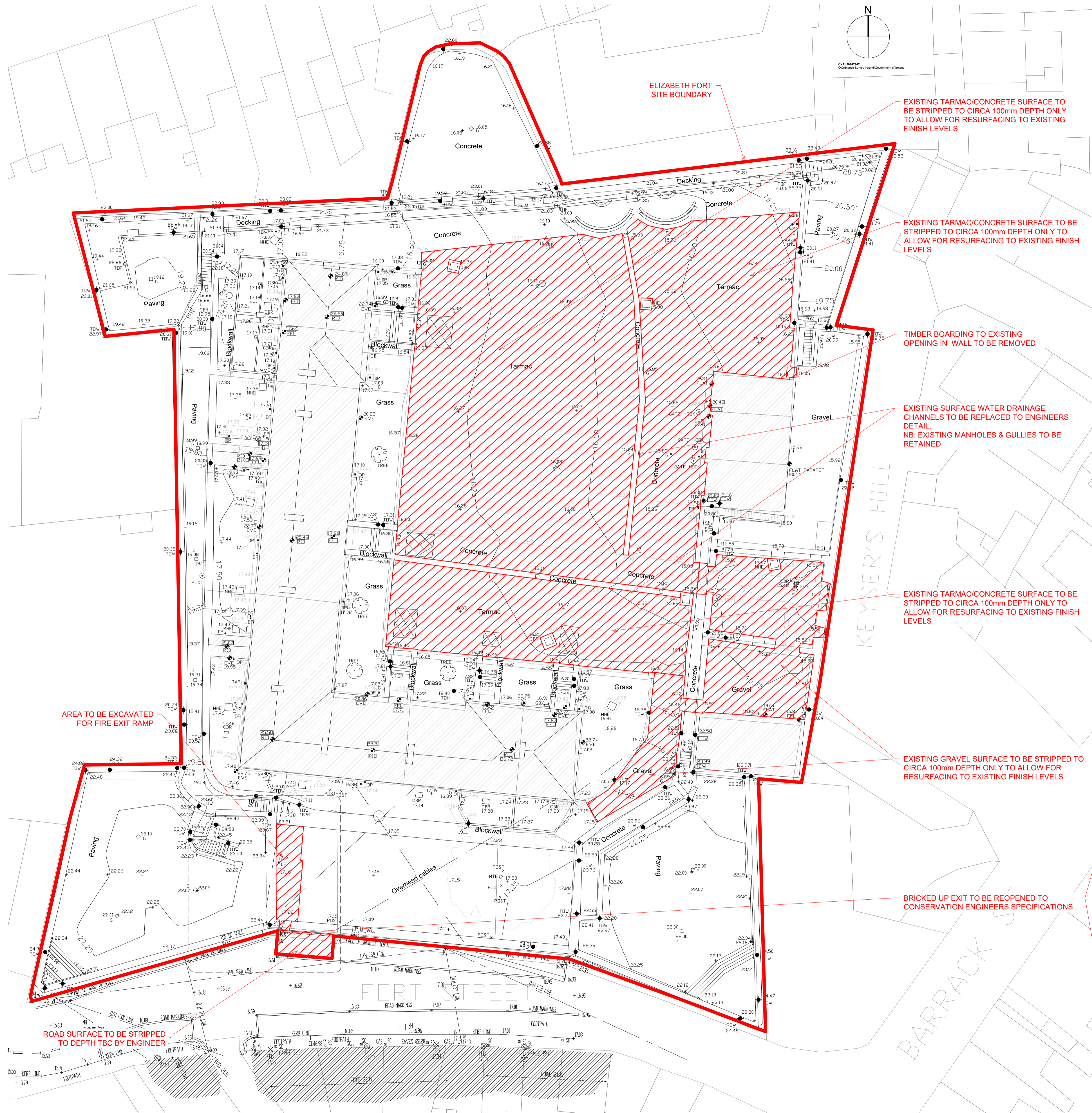


Team Leader  
 Project Architects CORK CITY ARCHITECTS DEPARTMENT  
 Project Technicians CORK CITY ARCHITECTS DEPARTMENT  
 Project Supervisor CORK CITY ARCHITECTS DEPARTMENT  
 Quantity Surveyor  
 Civil/Structural Consultant HORGAN LYNCH CONSULTING ENGINEERS  
 M & E Consultant  
 Landscape Architect  
 Fire Consultant EAMON O'BOYLE ASSOCIATES

Title **DEMOLITION PLAN**  
 Scale 1:200 @ A1  
 Date MARCH 2022  
 Drawn By KB  
 Checked By EMC  
 Plotfiles Ref.

Drawing Status **PART 8** Job No. Drawing No. **005** Rev.

Project **ELIZABETH FORT OUTDOOR PUBLIC REALM UPGRADES**



EXISTING TARMAC/CONCRETE SURFACE TO BE STRIPPED TO CIRCA 100mm DEPTH ONLY TO ALLOW FOR RESURFACING TO EXISTING FINISH LEVELS

EXISTING TARMAC/CONCRETE SURFACE TO BE STRIPPED TO CIRCA 100mm DEPTH ONLY TO ALLOW FOR RESURFACING TO EXISTING FINISH LEVELS

TIMBER BOARDING TO EXISTING OPENING IN WALL TO BE REMOVED

EXISTING SURFACE WATER DRAINAGE CHANNELS TO BE REPLACED TO ENGINEERS DETAIL. NB: EXISTING MANHOLES & GULLIES TO BE RETAINED

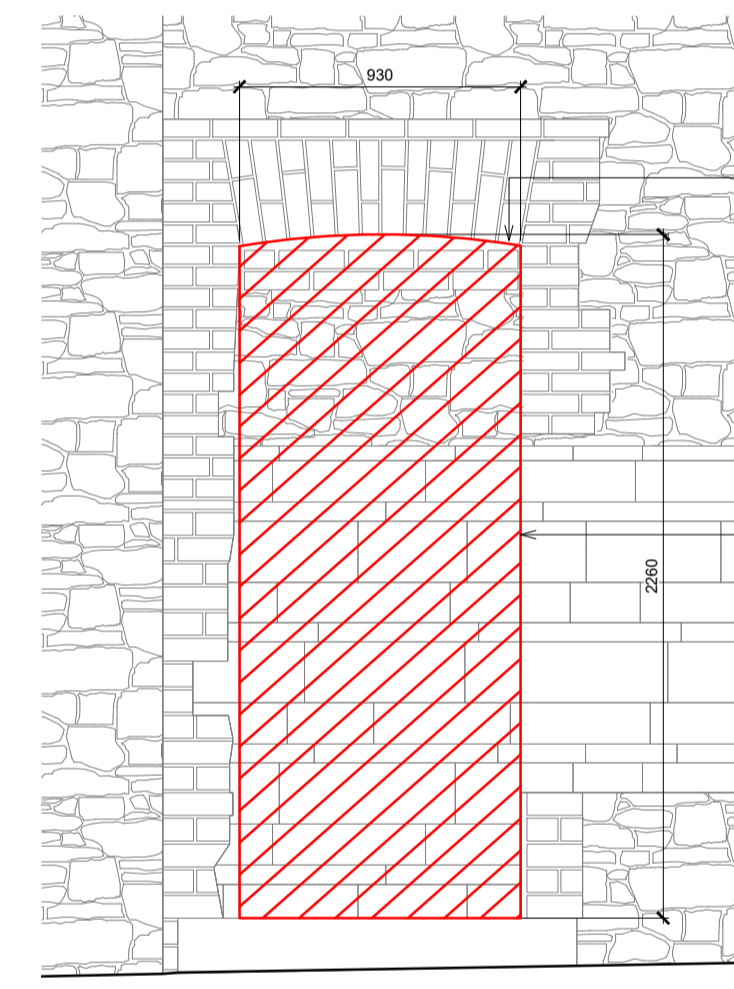
EXISTING TARMAC/CONCRETE SURFACE TO BE STRIPPED TO CIRCA 100mm DEPTH ONLY TO ALLOW FOR RESURFACING TO EXISTING FINISH LEVELS

EXISTING GRAVEL SURFACE TO BE STRIPPED TO CIRCA 100mm DEPTH ONLY TO ALLOW FOR RESURFACING TO EXISTING FINISH LEVELS

BRICKED UP EXIT TO BE REOPENED TO CONSERVATION ENGINEERS SPECIFICATIONS.

AREA TO BE EXCAVATED FOR FIRE EXIT RAMP

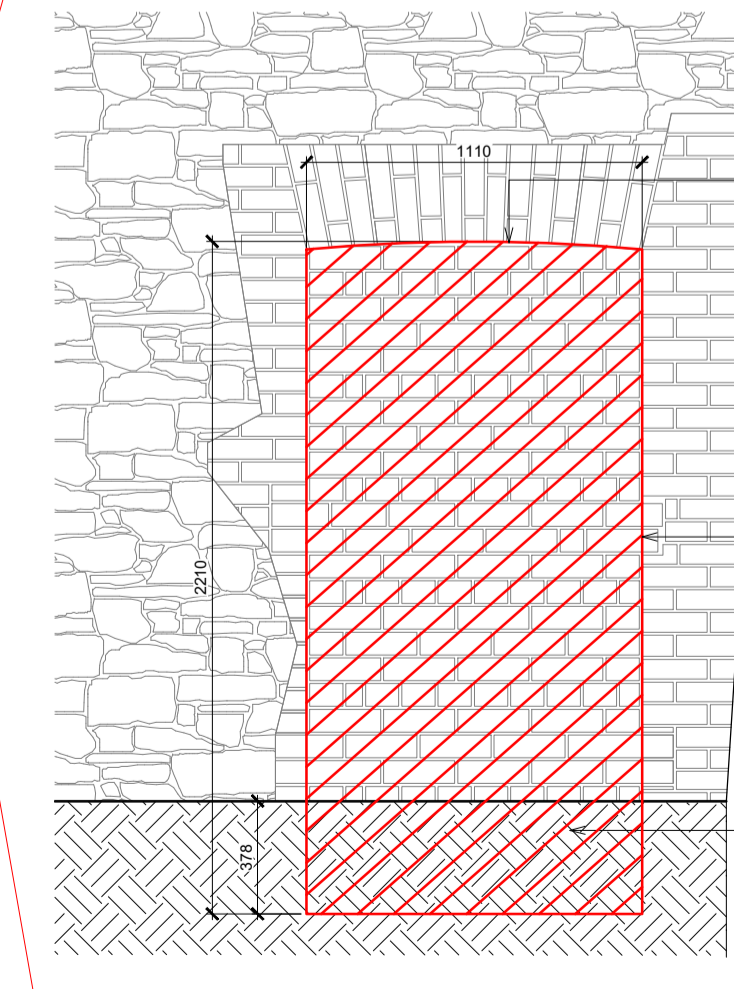
ROAD SURFACE TO BE STRIPPED TO DEPTH TBC BY ENGINEER



HEAD HEIGHTS OF INTERNAL OPENINGS ASSUMED DO NOT ALIGN - ENGINEER TO CONFIRM STRUCTURAL OPENING REQUIREMENTS IN CONSULTATION WITH SPECIALIST CONSERVATIONIST

OUTLINE OF PROPOSED OPENINGS TO EXTERNAL AND INTERNAL FACE OF EXISTING WALLS - METHOD AND DETAILS OF CUTTING AND REMOVAL OF ANY STONEMASONRY AND BRICKWORK TO BE ADVISED BY SPECIALIST CONSERVATIONIST.

02 PROPOSED OPENING - EXTERNAL VIEW  
 303 1:25



HEAD HEIGHTS OF INTERNAL OPENINGS ASSUMED DO NOT ALIGN - ENGINEER TO CONFIRM STRUCTURAL OPENING REQUIREMENTS IN CONSULTATION WITH SPECIALIST CONSERVATIONIST

OUTLINE OF PROPOSED OPENINGS TO EXTERNAL AND INTERNAL FACE OF EXISTING WALLS - METHOD AND DETAILS OF CUTTING AND REMOVAL OF ANY STONEMASONRY AND BRICKWORK TO BE ADVISED BY SPECIALIST CONSERVATIONIST.

DOOR OPENING BELOW EXISTING INTERNAL GROUND LEVEL. CAREFUL EXCAVATION AND EXTRACTION OF SOIL REQUIRED TO REVEAL PROFILE OF WALL BELOW GROUND LEVEL. METHOD AND DETAILS OF CUTTING AND REMOVAL OF ANY STONEMASONRY AND/OR BRICKWORK TO BE ADVISED BY SPECIALIST CONSERVATIONIST.

03 PROPOSED OPENING - INTERNAL VIEW  
 303 1:25

01 DEMOLITION SITE PLAN  
 005 1:200