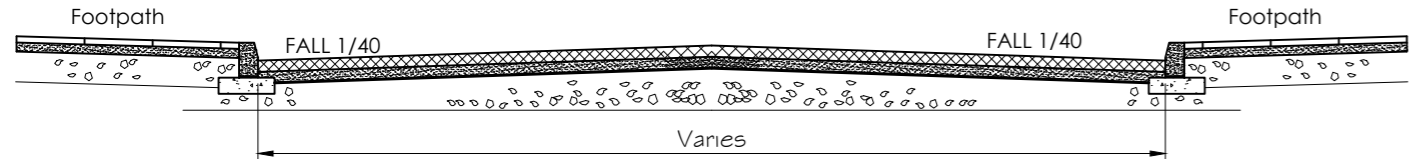
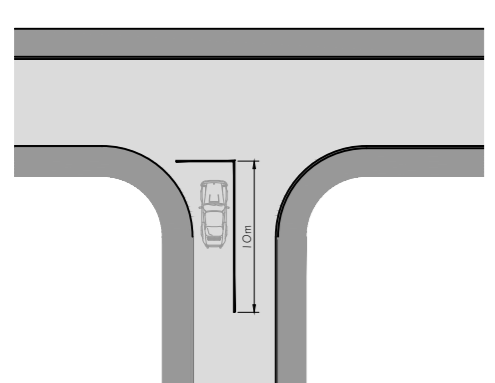


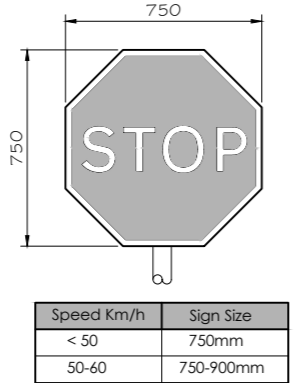
100mm Concrete paths on blinding on 200mm granular subbase material (clause 801)      45mm macadam wearing course on 55mm base course on blinding on 300mm granular sub-base material (clause 804) on crushed stone fill as required finish in accordance with county council specification      100mm Concrete paths on blinding on 200mm granular subbase material (clause 801)



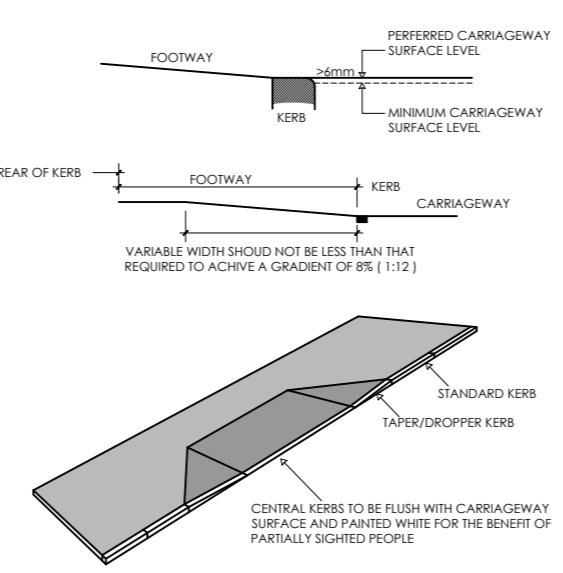
**Typical Section Thro' Internal Estate Roadway**  
Scale 1:50



**Typical Linemarking**



**Stop Sign**



**Typical Dish Kerb Layout**