

CROSS SECTION IN ROADS

CROSS SECTION IN GRASSED AREAS

1. ALL DIMENSIONS ARE IN MILLIMETRES (mm) UNLESS NOTED OTHERWISE.
2. THE MINIMUM DEPTH OF COVER FROM THE FINISHED ROAD SURFACE TO THE CROWN OF GRAVITY PIPES **WITHOUT PROTECTION** SHOULD BE AS FOLLOWS:
A) ROADWAYS, FOOTPATHS AND CYCLEWAYS POSSIBILITY OF VEHICULAR ACCESS - DEPTH NOT LESS THAN 0.9 M. (THIS WOULD NORMALLY RELATE TO DRAINS IN PRIVATE PROPERTY. SHALLOW PIPES OF THIS NATURE ARE UNDESIRABLE AND SHOULD BE INSTALLED IN ACCORDANCE WITH THE CURRENT BUILDING REGULATIONS).
B) DRIVEWAYS, FOOTWAYS, PARKING AREAS AND YARDS WITH NO POSSIBILITY OF VEHICULAR ACCESS - DEPTH NOT LESS THAN 0.6 M.
C) DRIVEWAYS, FOOTWAYS, PARKING AREAS AND NARROW STREETS WITHOUT FOOTWAYS (E.G. MEWS DEVELOPMENTS) WITH LIMITED ACCESS FOR VEHICLES WITH A GROSS VEHICLE WEIGHT IN EXCESS OF 7.5 TONNES - DEPTH NOT LESS THAN 0.9 M.
D) DRIVEWAYS, FOOTWAYS, PARKING AREAS AND NARROW STREETS WITHOUT FOOTWAYS (E.G. MEWS DEVELOPMENTS) WITH LIMITED ACCESS FOR VEHICLES WITH A GROSS VEHICLE WEIGHT IN EXCESS OF 7.5 TONNES - DEPTH NOT LESS THAN 0.9 M
E) AGRICULTURAL LAND AND PUBLIC OPEN SPACE - DEPTH NOT LESS THAN 0.9 M.
F) OTHER ROADWAYS, HIGHWAYS AND PARKING AREAS WITH UNRESTRICTED ACCESS TO THE PUBLIC FOR VEHICLES OVERALL HEIGHT IN EXCESS OF 7.5 TONNES - DEPTH NOT LESS THAN 1.0 M
3. BACKFILL MATERIAL IN ACCORDANCE WITH THE TRANSPORT INFRASTRUCTURE IRELAND SPECIFICATION FOR ROAD WORKS IS TO BE USED AS BACKFILL MATERIAL WHERE THE SEWER MAIN IS LOCATED IN ROADS,FOOTPATHS OR WHEN THE WEAKEST PART OF THE TRENCH IS within 1m OF THE PAVED EDGE OF THE ROADWAY. CLAUSE 804 / 816 IS TO BE CHOSEN AS PER CLAUSE 612 OF THE SPECIFICATION FOR ROADWORKS. TABLE 6/1 CLASS 6 GRADED AGGREGATES 804 / 816 MATERIAL IS ACCEPTABLE TO BE USED WITHIN 500mm OF CEMENT BOUND MATERIALS, CONCRETE PAVEMENTS, CONCRETE STRUCTURES OR CONCRETE PRODUCTS. OTHERWISE CLAUSE 804 MAY BE USED. ALTERNATIVE BACKFILL MATERIAL TO THAT DESCRIBED ABOVE (CLAUSE 804 OR CLAUSE 816) OF THE PIPE TRENCH WILL ONLY BE ALLOWED BY IRISH WATER WHERE THE ROADS AUTHORITY IN WHOSE FUNCTIONAL AREA THE DEVELOPMENT IS LOCATED, PROVIDES **WRITTEN APPROVAL** TO THE DEVELOPER TO USE THE ALTERNATIVE BACKFILL MATERIAL. WRITTEN APPROVAL FROM THE ROADS AUTHORITY MUST BE PROVIDED TO IRISH WATER IN ADVANCE OF THE COMMENCEMENT OF WORKS.
4. SELECTED EXCAVATED MATERIAL COMPLYING WITH THE REQUIREMENTS OF "ACCEPTABLE MATERIAL" AS OUTLINED ON CLAUSE 601 OF THE TII SPECIFICATION FOR ROADWORKS, TABLE 6/1,CLASS 6 (CLASS 2, MAY BE USED IN GREEN-FIELD AREAS ABOVE GRAVELAY PIPE SURROUND MATERIAL SUBJECT TO REVIEW BY IRISH WATER. PIPE BEDDING SHALL COMPLY WITH WIS 4-08-02 AND WIN 4-08-01.
5. PIPE BEDDING MATERIAL SHALL BE IN ACCORDANCE WITH TII SPEC. 清 6/2, GRADED AGGREGATES FOR PIPE BEDDING. SUITABLE NATURAL GRANULAR MATERIAL TO BE USED FOR BEDDING, HAUNCH & SURROUND, WHERE REQUIRED, SHALL BE TO STD-WIN-01. IN SOFT GROUND CONDITIONS (CBR < 5) THE MATERIAL SHOULD BE EXCAVATED AND DISPOSED OF IN ACCORDANCE WITH THE WASTE MANAGEMENT ACT AND CLAUSE 604 / 608 MATERIAL IN ACCORDANCE WITH THE TRANSPORT INFRASTRUCTURE IRELAND SPECIFICATION FOR ROADWORKS. IN WET GROUND CONDITIONS (CBR < 5) THE USE OF GEO-TEXTILE WRAPPING, ALTERNATIVELY, SPECIAL PIPE SUPPORT ARRANGEMENTS, INCLUDING PLING ETC. MAY BE REQUIRED WHERE THE DEPTH OF SOFT MATERIAL IS EXCESSIVE. SUCH ARRANGEMENTS SHALL BE SUBJECT TO ASSESSMENT BY IRISH WATER BEFORE ADVANCING WITH THE WORK.
7. IN GREEN FIELD AREAS, TYPE B BACKFILL (SELECTED EXCAVATED MATERIAL SUITABLE FOR REUSE) SHALL BE PROVIDED IN ACCORDANCE WITH THE TERMS OUTLINED ON CLAUSE 601 OF THE TII SPECIFICATION FOR ROADWORKS, TABLE 6/1,CLASS 6,CLASS 2 ,) WILL BE ALLOWED ABOVE THE SIDE HAUNCH GRANULAR MATERIAL IN THE CASE OF RIGID PIPES. A GRANULAR SURROUND OF A MINIMUM DEPTH OF 150mm ABOVE THE CROWN OF THE PIPE IS REQUIRED FOR FLEXIBLE PIPES AND TYPE B MATERIAL MAY BE USED AT BACKFILL LEVEL. ALL RISING MAINS IN GREENFIELD AREAS SHALL HAVE A MINIMUM COVER OF 300mm OF SELECTED EXCAVATED MATERIAL TO PROTECT THE PIPELINE FROM FROST.
8. PIPES SHALL NOT BE SUPPORTED ON STONES, BLOCKS OR ANY HARD OBJECTS AT ANY POINT ALONG THE TRENCH. ROCK SHALL BE EXCAVATED TO A DEPTH OF 100mm BELOW THE ACTUAL DEPTH OF THE TRENCH WITH THE VOID FILLED WITH CLAUSE 804 / 816 MATERIAL IN ACCORDANCE WITH THE TRANSPORT INFRASTRUCTURE IRELAND SPECIFICATION FOR ROAD WORKS. THE GRANULAR MATERIAL SHALL BE LAID TO PROVIDE UNIFORM SUPPORT TO THE PIPE.
9. NON DEGRADABLE MARKER TAPE SHOULD BE INSTALLED AT THE TOP OF PIPE BEDDING LAYER FOR SEWERS AND RISING MAINS. IT SHOULD RUN CONTINUOUSLY AROUND MANHOLES. IN THE CASE OF NON METAL PIPE MATERIAL, THE MARKER TAPE SHOULD INCORPORATE A TRACE WIRE WHICH IS LINKED TO FITTINGS AND TERMINATED AT THE WATER PUMPING STATION (IF PROVIDED) AND THE DISCHARGE MANHOLE.
10. MINIMUM HORIZONTAL SEPARATION - 500mm MAY BE <150mm - SUBJECT TO CONSIDERATION BEING GIVEN TO THE TRENCH DEPTH, HEALTH & SAFETY & CONSTRUCTION ACCESS REQUIREMENTS.
11. NEW ROAD CONSTRUCTION & SURFACE FINISH TO BE TO ROAD AUTHORITY REQUIREMENTS
12. EXISTING ROAD REINSTATEMENT TO COMPLY WITH CURRENT VERSION OF "GUIDELINES FOR MANAGING OPENINGS IN PUBLIC ROADS" BY THE DEPT. OF TRANSPORT, TOURISM & SPORT, OR TRANSPORT INFRASTRUCTURE IRELAND REQUIREMENTS.

REFER TO INDEX SHEET FOR NOTES REGARDING DESIGN RESPONSIBILITY & RISK ASSESSMENT

UISCE ÉIREANN | IRISH WATER

STANDARD DETAILS - WASTEWATER

TITLE: TRENCH BACKFILL AND BEDDING

SCALE: NOT TO SCALE | DATE: SEPT. 2015 | DRAWING No.: STD-WW-07 | REV: 2

No	Date	Drn	Chk	Description	App
2	07/22/RH	TOC		Modified trench with table. Minor edits made. Title changed to marker tape	KCO
1	11/17/	JMC	TOC	Updated & Added Notes	KCO
0	09/15/	JMC	TOC	Initial Issue	SL

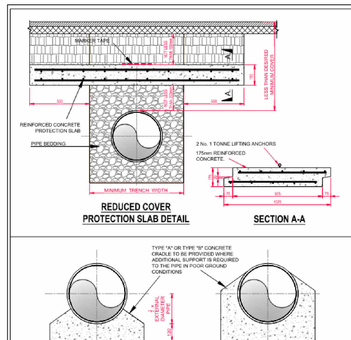

REDUCED COVER PROTECTION SLAB DETAIL

SECTION A-A

1. FOR ANY SLABBING WORKS TO BE CARRIED OUT WITHIN THE VICINITY OF THE PUBLIC WATER MAIN, A WRITTEN STATEMENT IS TO BE SUBMITTED FOR REVIEW BY IRISH WATER.
2. MARKER TAPE TO BE PLACED ABOVE THE SLAB AND ALONG THE DIRECTION OF THE PIPELINE
3. CONCRETE TO BE GRADE C30/35
4. MINIMUM COVER TO STEEL REINFORCEMENT =40mm
5. SLABS TO BE DESIGNED FOR USE UNDER A HB25 LOAD IN ACCORDANCE WITH BS5400 PART 2. DESIGN TO BE SUBMITTED TO IRISH WATER FOR ASSESSMENT PRIOR TO INSTALLATION.
6. THE SOIL ON WHICH THE SLAB RESTS MUST HAVE A CBR OF 4% OR GREATER WHERE THE CBR IS LESS THAN 4% THE MATERIAL SHALL BE REMOVED AND REPLACED WITH IMPORTED GRANULAR MATERIAL AS APPROVED BY IRISH WATER.
7. IF DIRECTION OF PIPELINE AND DIRECTION OF TRAFFIC FLOW ARE PARALLEL, THE DIRECTION OF LAY OF THE SLAB IS TO BE AGAINST THE DIRECTION OF TRAFFIC FLOW
8. IF PIPELINE PROTECTION SLAB IS TO BE USED SOLELY FOR IMPACT PROTECTION & OVERALL DEPTH OF COVER IS GREATER THAN 1.2m, THE DISTANCE BETWEEN UNDERSIDE OF SLAB & TOP OF PIPE MAY BE INCREASED AFTER CONSULTATION WITH IRISH WATER.
9. ALL DIMENSIONS ARE IN MILLIMETRES (mm) UNLESS NOTED OTHERWISE.
10. CONCRETE BED AND HAUNCHES MAY BE REQUIRED TO PROVIDE ADDITIONAL SUPPORT IN POOR GROUND CONDITIONS. PROPOSALS TO BE PROVIDED BY A CHARTERED CIVIL OR STRUCTURAL ENGINEER SUPPORTING THEIR USE.
11. CONCRETE SURROUNDS SHALL HAVE A MINIMUM THICKNESS OF 150mm WITH AN ABSOLUTE MINIMUM DEPTH OF COVER ABOVE THE EXTERNAL HAUNCH OF 100mm.
12. ALL CONCRETE TO BE IN ACCORDANCE WITH IS EN 206 AND TO BE GRADE C16/20 TO IS EN206
13. THE HAUNCHES AND SURROUNDS TO BE CONFORMED USING FORM WORK TO PROVIDE A ROUGH CAST FINISH.
14. EXPANSION JOINTS IN THE CONCRETE SHALL BE PROVIDED AT ALL PIPE JOINTS TO ALLOW FOR PIPE FLEXIBILITY. COMPRESSIBLE FILLER BOARD TO BE IN ACCORDANCE WITH BS EN 622-1 AND BS EN 622-4, AND TO BE 18mm THICK.
15. POLYETHYLENE AND UPVC PIPES SHALL BE WRAPPED IN PLASTIC SHEETING HAVING A COMPOSITION IN ACCORDANCE WITH BS 4676 BEFORE BEING CAST INTO CONCRETE.
16. BITUMINOUS MATERIAL SHALL NOT BE PUT IN CONTACT WITH PE OR PVC PIPES.



SPIGOT AND SOCKET JOINT

REFER TO INDEX SHEET FOR NOTES REGARDING DESIGN RESPONSIBILITY & RISK ASSESSMENT

UISCE ÉIREANN | IRISH WATER

STANDARD DETAILS - WASTEWATER

TITLE: CONCRETE PROTECTION SLAB, BED, HAUNCH, AND SURROUND, TO WASTEWATER PIPES

SCALE: NOT TO SCALE | DATE: SEPT. 2015 | DRAWING No.: STD-WW-08 | REV: 1

No	Date	Drn	Chk	Description	App
1	07/22/RH	TOC		Protection slab detail added and notes updated. (Bm spacing)	MCD
0	09/15/	JMC	TOC	Initial Issue	SL

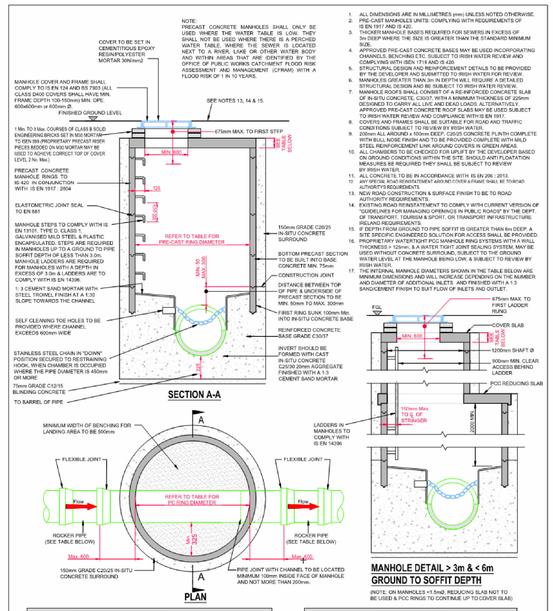

MINIMUM MANHOLE DIAMETERS			
DIAMETER OF LARGEST PIPE IN MANHOLE (mm)	INTERNAL DIAMETER OF MANHOLE (mm)	MIN. PRECAST ROOF SLAB EFFECTIVE THICKNESS (mm)	MIN. IN-SITU ROOF SLAB THICKNESS (mm)
LESS THAN 375	1200	160	225
375 TO 450	1350	160	225
500 TO 750 *	1500	170	225

ROCKER PIPE LENGTH		
PIPE DIAMETER (mm)	ROCKER PIPE LENGTH (mm)	
150 TO 600	600	
GREATER THAN 600 TO 750 *	1000	
GREATER THAN 750 *	1250	

* SEWERS GREATER THAN 450mm Ø ARE OUTSIDE THE SCOPE OF THE STANDARD DETAILS
WHANGIE SIZE OF THESE DIAMEDER MAY BE REQUIRED DUE TO MULTIPLE PIPES WITHIN WHANGIE

REFER TO INDEX SHEET FOR NOTES REGARDING DESIGN RESPONSIBILITY & RISK ASSESSMENT

UISCE ÉIREANN | IRISH WATER

STANDARD DETAILS - WASTEWATER

TITLE: PRE-CAST CONCRETE MANHOLE WITH CAST IN-SITU BASE

SCALE: NOT TO SCALE | DATE: SEPT. 2015 | DRAWING No.: STD-WW-10 | REV: 3

No	Date	Drn	Chk	Description	App
3	07/22/RH	TOC		Notes Updated	KCO
2	11/17/	JMC	TOC	Added rocker pipe table and revised ring diameters added & updated notes	KCO
1	05/16/	JMC	TOC	Added steps & revised access ope & cover notes	KCO
0	09/15/	JMC	TOC	Initial Issue	SL

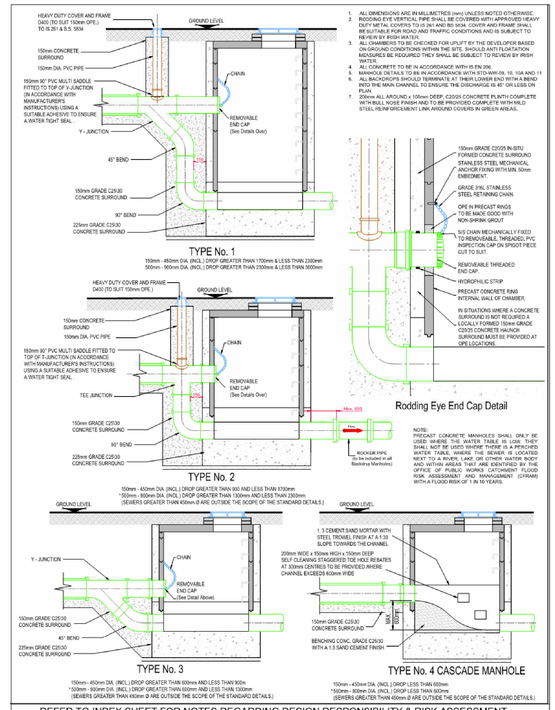

1. ALL DIMENSIONS ARE IN MILLIMETRES (mm) UNLESS NOTED OTHERWISE.
2. HEAVY DUTY COVER AND FRAME SHALL COMPLY WITH IS EN 124 AND BS 7903. ALL CLASS D400 COVERS SHALL HAVE MINIMUM FRAME DEPTH 100-150mm.
3. ALL CHAMBERS TO BE CHECKED FOR UPLIFT BY THE DEVELOPER BASED ON GROUND CONDITIONS WITHIN THE SITE. SHOULD ANTI FLOATATION MEASURES BE REQUIRED THEY SHALL BE SUBJECT TO REVIEW BY IRISH WATER.
4. 200mm ALL AROUND x 100mm DEEP. C25/30 CONCRETE PLINTH COMPLETE WITH BULL NOSE FINISH AND TO BE PROVIDED COMPLETE WITH MILD STEEL REINFORCEMENT LINK AROUND COVERS IN GREEN AREAS.

1. ALL DIMENSIONS ARE IN MILLIMETRES (mm) UNLESS NOTED OTHERWISE.
2. VENTILATION STACK TO BE PROVIDED IN ODOUR SENSITIVE AREAS AND ODOUR TREATMENT UNIT MAY BE REQUIRED DEPENDING ON LOCATION.
3. ISOLATING VALVE TO BE IN ACCORDANCE WITH IS EN 1074-2.
4. ANTI-VACUUM VALVE TO BE IN ACCORDANCE WITH IS EN 1074-4 & PROVIDED BY THE DEVELOPER AND SUBMITTED TO IRISH WATER FOR REVIEW.
5. ROOF SLAB SHALL BE DESIGNED TO CARRY ALL LIVE LOADS & DEAD LOADS. A CONSULTANT IS REQUIRED TO CERTIFY ALL LIVE LOADS & DEAD LOADS. A CONSULTANT IS REQUIRED TO CERTIFY ALL LIVE LOADS & DEAD LOADS. CONCRETE GRADE C30/37, WITH A MINIMUM THICKNESS OF 225mm. ALTERNATIVELY, PRE-CAST CONCRETE ROOFS MAY BE USED, SUBJECT TO IRISH WATER REVIEW & COMPLIANCE WITH IS 421 & I.S.EN 1917.
6. DOUBLE AIR VALVE CHAMBER SHALL BE COVERED WITH APPROVED HEAVY DUTY VENTILATED METAL COVER TO IS EN 124 RATING D400. COVERS AND FRAMES SHALL BE SUITABLE FOR ROAD AND TRAFFIC CONDITIONS SUBJECT TO REVIEW BY IRISH WATER.
7. 200mm ALL AROUND x 150mm DEEP. C25/25 CONCRETE PLINTH COMPLETE WITH BULL NOSE FINISH AND TO BE PROVIDED COMPLETE WITH MILD STEEL REINFORCEMENT LINK AROUND COVERS IN GREEN AREAS.
8. THRUST BLOCKS (NOT SHOWN ON DRAWING) TO BE PROVIDED AS PER STANDARD DRAWING STD-WW-14 AT ALL TEES, BENDS, TAPERS, DEAD ENDS AND PIPES AT STEEP SLOPES.
9. PRE-CAST UNITS MAY BE USED SUBJECT TO REVIEW BY IRISH WATER.
10. ANTI CORROSION TAPE TO BE PROVIDED AROUND ALL BURIED FLANGES.
11. ALL CONCRETE TO BE IN ACCORDANCE WITH IS EN 206.
12. ALL DUCTILE IRON PIPE WORK AND FITTINGS TO BE IN ACCORDANCE WITH IS EN 598.
13. PE PIPES TO BE IN ACCORDANCE WITH IS EN 12201 - 2011.
14. 200mm ALL AROUND x 100mm DEEP. C25/25 CONCRETE PLINTH COMPLETE WITH BULL NOSE FINISH AND TO BE PROVIDED COMPLETE WITH MILD STEEL REINFORCEMENT LINK AROUND COVERS IN GREEN AREAS.
15. THRUST BLOCKS (NOT SHOWN ON DRAWING) TO BE PROVIDED AS PER STANDARD DRAWING STD-WW-14 AT ALL TEES, BENDS, TAPERS DEAD ENDS AND PIPES AT STEEP SLOPES.
16. PRE-CAST UNITS MAY BE USED SUBJECT TO REVIEW BY IRISH WATER.
17. ANTI CORROSION TAPE TO BE PROVIDED AROUND ALL BURIED FLANGES.
18. ALL CONCRETE TO BE IN ACCORDANCE WITH IS EN 206.
19. ALL DUCTILE IRON PIPE WORK AND FITTINGS TO BE IN ACCORDANCE WITH IS EN 598.
20. PE PIPES TO BE IN ACCORDANCE WITH IS EN 12201 - 2011.
21. ALL CHAMBERS TO BE CHECKED FOR UPLIFT BY THE DEVELOPER BASED ON GROUND CONDITIONS WITHIN THE SITE. SHOULD ANTI FLOATATION MEASURES BE REQUIRED THEY SHALL BE SUBJECT TO REVIEW BY IRISH WATER.
22. ANY SPECIAL ROAD REINSTATEMENT AROUND COVER & FRAME SHALL BE TO ROAD AUTHORITY REQUIREMENTS
23. NEW ROAD CONSTRUCTION & SURFACE FINISH TO BE TO ROAD AUTHORITY REQUIREMENTS.
24. EXISTING ROAD REINSTATEMENT TO COMPLY WITH CURRENT VERSION OF "GUIDELINES FOR MANAGING OPENINGS IN PUBLIC ROADS" BY THE DEPT. OF TRANSPORT, TOURISM & SPORT, OR TRANSPORT INFRASTRUCTURE IRELAND REQUIREMENTS.

REFER TO INDEX SHEET FOR NOTES REGARDING DESIGN RESPONSIBILITY & RISK ASSESSMENT

UISCE ÉIREANN | IRISH WATER

STANDARD DETAILS - WASTEWATER

TITLE: BACKDROP AND CASCADE MANHOLES

SCALE: NOT TO SCALE | DATE: SEPT. 2015 | DRAWING No.: STD-WW-12 | REV: 3

No	Date	Drn	Chk	Description	App
3	07/22/RH	TOC		Cascade manhole figure added. Notes updated. Rodding eye detail added. Title changed	KCO
2	11/17/	JMC	TOC	Updated notes	KCO
1	05/16/	JMC	TOC	Added steps	KCO
0	09/15/	JMC	TOC	Initial Issue	SL

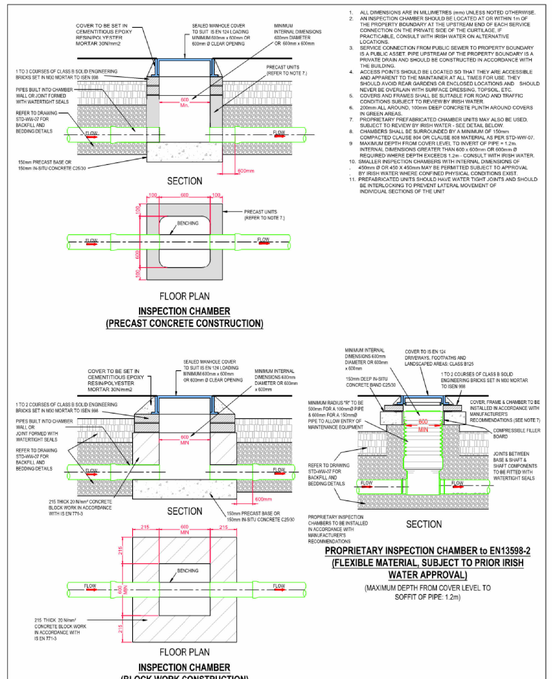

1. ALL DIMENSIONS ARE IN MILLIMETRES (mm) UNLESS NOTED OTHERWISE.
2. AN INSPECTION CHAMBER SHOULD BE LOCATED AT OR WITHIN 1m OF THE PROPERTY BOUNDARY AT THE UPSTREAM END OF EACH SERVICE CONNECTION ON THE PRIVATE SIDE OF THE CURTILAGE. IF PRACTICABLE, CONSULT WITH IRISH WATER ON ALTERNATIVE LOCATIONS.
3. SERVICE CONNECTION FROM PUBLIC SEWER TO PROPERTY BOUNDARY IS A PUBLIC ASSET. IRW UPSTREAM OF THE PROPERTY BOUNDARY IS A PRIVATE DRAIN AND SHOULD BE CONSTRUCTED IN ACCORDANCE WITH THE BUILDING.
4. ACCESS POINTS SHOULD BE LOCATED SO THAT THEY ARE ACCESSIBLE AND APPARENT TO THE MAINTAINER AT ALL TIMES FOR USE. THEY SHOULD AVOID REAR GARDENS OR ENCLOSED LOCATIONS AND SHOULD BE LOCATED IN PUBLIC AREAS WHERE POSSIBLE.
5. COVERS AND FRAMES SHALL BE SUITABLE FOR ROAD AND TRAFFIC CONDITIONS SUBJECT TO REVIEW BY IRISH WATER.
6. 200mm ALL AROUND. 150mm DEEP CONCRETE PLINTH AROUND COVERS IN GREEN AREAS.
7. PRECAST UNITS PREFABRICATED CHAMBER UNITS MAY ALSO BE USED. SUBJECT TO REVIEW BY IRISH WATER. (SEE DETAIL SEPARATE)
8. CHAMBERS MUST BE SURROUNDED BY A MINIMUM OF 150mm COMPACTED CLAUSE 804 OR CLAUSE 816 MATERIAL AS PER STD-WW-07.
9. MAXIMUM DEPTH FROM COVER LEVEL TO INVERT OF PIPE = 1.2m.
10. INTERNAL DIMENSIONS GREATER THAN 600 x 600mm OR 600mm Ø REQUIRED WHERE DEPTH EXCEEDS 1.2m - CONSULT WITH IRISH WATER.
11. SMALLER INSPECTION CHAMBERS WITH INTERNAL DIMENSIONS OF 450mm Ø OR 450 X 450mm MAY BE PERMITTED SUBJECT TO APPROVAL BY IRISH WATER. (SEE DETAIL SEPARATE) (MAXIMUM DEPTH 1.2m)
12. PREFABRICATED UNITS SHOULD HAVE WATER TIGHT JOINTS AND SHOULD BE INTERLOCKING TO PREVENT LATERAL MOVEMENT OF INDIVIDUAL SECTIONS OF THE UNIT.

INSPECTION CHAMBER (PRECAST CONCRETE CONSTRUCTION)

REFER TO INDEX SHEET FOR NOTES REGARDING DESIGN RESPONSIBILITY & RISK ASSESSMENT

UISCE ÉIREANN | IRISH WATER

STANDARD DETAILS - WASTEWATER

TITLE: PRIVATE SITE INSPECTION CHAMBER

SCALE: NOT TO SCALE | DATE: SEPT. 2015 | DRAWING No.: STD-WW-13 | REV: 3

No	Date	Drn	Chk	Description	App
3	07/22/RH	TOC		Added Flexible Material (C) Detail. Updated Notes	MCD
2	11/17/	JMC	TOC	Updated notes	MCD
1	09/16/	JMC	TOC	Added D. IS30 to note 8	MCD
0	09/15/	JMC	TOC	Initial Issue	SL

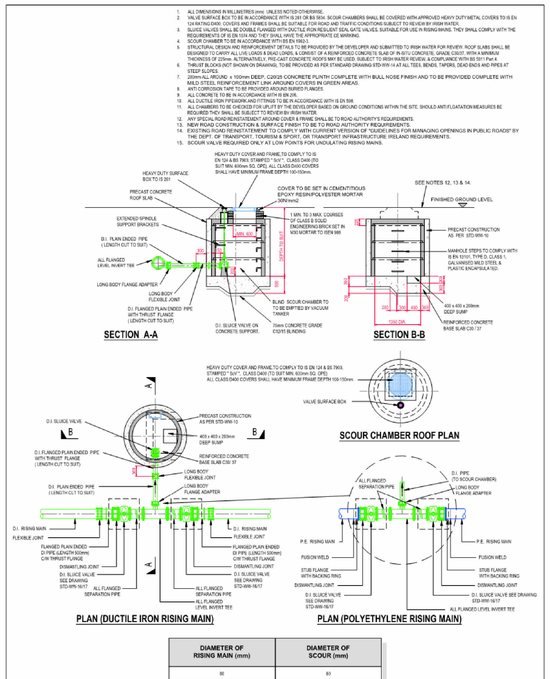
HEAVY DUTY COVER AND FRAME TO COMPLY TO IS EN 124 & BS 7903. STAMPED "SW". CLASS D400 TO SUIT MIN. 600mm SQ. OPE. ALL CLASS D400 COVERS SHALL HAVE MINIMUM FRAME DEPTH 100-150mm
HEAVY DUTY SURFACE BOX TO SUIT
PRECAST CONCRETE ROOF SLAB
EXTENDED SPINDLE (SUPPORT BRACKETS)
D.I. PLAIN ENDED PIPE (LENGTH CUT TO SUIT)
ALL FLANGED LEVEL INVERT TEE
LONG BODY FLANGE ADAPTER
LONG BODY FLEXIBLE JOINT
D.I. FLANGED PLAIN ENDED PIPE with THRUST FLANGE (LENGTH CUT TO SUIT)
D.I. SLUICE VALVE ON CONCRETE SUPPORT.
COVER TO BE SET IN CEMENTITIOUS EPOXY RESIN/POLYESTER MORTAR 30N/mm2
SEE NOTES 12, 13 & 14.
FINISHED GROUND LEVEL
1 MN TO 3 MAX. COURSES OF CLASS B SOLID ENGINEERING BRICKS SET IN M30 MORTAR TO ISEN 998
PRECAST CONSTRUCTION AS PER STD-WW-10
MANHOLE STEPS TO COMPLY WITH IS EN 13101, TYPE D, CLASS 1. GALVANISED MILD STEEL & PLASTIC ENCAPSULATED.
BLIND SCOUR CHAMBER TO TO BE EMPTIED BY VACUUM TANKER